


# SOUTH SANTA BARBARA COUNTY RESIDENTIAL STATISTICS

fidelitysb.com | chicagotitlesb.com

YTD <sup>july</sup> 2024

SINGLE FAMILY



\$3,718,258


Average Sales Price

\$2,200,000

Median Sales Price

YTD

CONDOMINIUM



\$1,156,326

Average Sales Price

\$967,500

Median Sales Price

YTD

Total Sales

717

↑ 9%

\$2,992,913

↑ 15%


Average Price

\$1,765,000

↑ 5%

Median Price


July'24 v July'23



514

Singe Family Sold


Jan-July 2024 YTD



203

Condos Sold

Jan-July 2024 YTD



ALL-CASH Sales

41%

SINGLE


YTD Sales

	2023	2024	%Chg
<b>Carpinteria</b>	<b>35</b>	<b>25</b>	<b>-29%</b>
Avg	\$2,475,232	\$8,846,721	257%
Median	\$1,580,000	\$2,000,000	27%
<b>Goleta</b>	<b>116</b>	<b>141</b>	<b>22%</b>
Avg	\$1,808,554	\$1,816,899	0%
Median	\$1,508,000	\$1,600,000	6%
<b>Hope Ranch</b>	<b>13</b>	<b>11</b>	<b>-15%</b>
Avg	\$7,668,389	\$6,615,666	-14%
Median	\$7,250,000	\$6,053,000	-17%
<b>Montecito</b>	<b>88</b>	<b>87</b>	<b>-1%</b>
Avg	\$6,612,863	\$8,362,770	26%
Median	\$5,075,000	\$5,500,000	8%
<b>Santa Barbara</b>	<b>200</b>	<b>244</b>	<b>22%</b>
Avg	\$2,359,622	\$2,525,707	7%
Median	\$2,022,500	\$2,183,080	8%
<b>Summerland</b>	<b>5</b>	<b>6</b>	<b>20%</b>
Avg	\$4,885,830	\$2,871,333	-41%
Median	\$3,500,000	\$2,725,000	-22%

CONDO

YTD Sales

	2023	2024	%Chg
<b>Carpinteria</b>	<b>30</b>	<b>38</b>	<b>27%</b>
Avg	\$791,067	\$955,568	21%
Median	\$757,500	\$820,000	8%
<b>Goleta</b>	<b>66</b>	<b>81</b>	<b>23%</b>
Avg	\$942,632	\$1,019,551	8%
Median	\$878,000	\$900,000	3%
<b>Montecito</b>	<b>10</b>	<b>8</b>	<b>-20%</b>
Avg	\$3,359,700	\$2,945,000	-12%
Median	\$3,172,500	\$2,917,500	-8%
<b>Santa Barbara</b>	<b>90</b>	<b>76</b>	<b>-16%</b>
Avg	\$1,225,969	\$1,214,196	-1%
Median	\$1,087,500	\$1,024,500	-6%
<b>Summerland</b>	<b>2</b>	<b>0</b>	<b>-100%</b>
Avg	\$1,489,325	\$0	-100%
Median	\$1,489,325	\$0	-100%



Condominium

Jan- Jul '24 v Jan-Jul '23

↑ 3%

2024 203 Total Sales

2023 198 Total Sales

↓ -2%


2024 \$1,156,326 Average

2023 \$1,176,054 Average

↑ 6%

2024 \$967,500 Median

2023 \$916,500 Median



Single Family

Jan-Jul '24 v Jan-Jul '23

↑ 12%

2024 514 Total Sales

2023 457 Total Sales

↑ 15%

2024 \$3,718,258 Average

2023 \$3,226,258 Average

↑ 4%

2024 \$2,200,000 Median

2023 \$2,125,000 Median

Information deemed reliable but not guaranteed