


SOUTH SANTA BARBARA COUNTY RESIDENTIAL STATISTICS

fidelitysb.com | chicagotitlesb.com

YTD ^{june} 2024

SINGLE FAMILY



\$3,714,928


Average Sales Price

\$2,250,000

Median Sales Price

YTD

CONDOMINIUM



\$1,135,143

Average Sales Price

\$975,000

Median Sales Price

YTD

Total Sales

625

↑ 12%


\$2,976,837 ↑ 12%

Average Price

\$1,757,600 ↑ 7%

Median Price

June'24 v June'23



446

Single Family Sold

Jan-June 2024 YTD

SINGLE


YTD Sales

	2023	2024	%Chg
Carpinteria	28	19	-32%
Avg	\$2,643,898	\$8,228,799	211%
Median	\$1,655,000	\$2,000,000	21%
Goleta	99	118	19%
Avg	\$1,783,039	\$1,829,165	3%
Median	\$1,499,000	\$1,600,000	7%
Hope Ranch	12	10	-17%
Avg	\$7,896,588	\$5,952,233	-25%
Median	\$7,700,000	\$5,495,250	-29%
Montecito	78	79	1%
Avg	\$6,638,346	\$8,356,152	26%
Median	\$5,075,000	\$5,400,000	6%
Santa Barbara	167	216	29%
Avg	\$2,361,883	\$2,562,342	8%
Median	\$2,000,000	\$2,225,000	11%
Summerland	5	4	-20%
Avg	\$4,885,830	\$2,886,250	-41%
Median	\$3,500,000	\$2,725,000	-22%

CONDO

YTD Sales


	2023	2024	%Chg
Carpinteria	25	34	36%
Avg	\$734,880	\$970,268	32%
Median	\$750,000	\$820,000	9%
Goleta	54	70	30%
Avg	\$954,569	\$1,028,181	8%
Median	\$890,750	\$945,500	6%
Montecito	9	5	-44%
Avg	\$3,033,000	\$2,907,000	-4%
Median	\$2,150,000	\$2,685,000	25%
Santa Barbara	77	70	-9%
Avg	\$1,239,334	\$1,195,627	-4%
Median	\$1,075,000	\$1,024,500	-5%
Summerland	2	0	-100%
Avg	\$1,489,325	n/a	n/a
Median	\$1,489,325	n/a	n/a



179



Condos Sold

Jan-June 2024 YTD



ALL-CASH Sales

43%

<div>  <p>Condominium</p> <p>Jan- June '24 v Jan-June '23</p> </div>	<div> <p>↑ 7%</p> <p>2024 179 Total Sales 2023 168 Total Sales</p> </div>	<div> <p>↓ -3%</p> <p>2024 \$1,135,143 Average 2023 \$1,175,435 Average</p> </div>	<div> <p>↑ 5%</p> <p>2024 \$975,000 Median 2023 \$932,500 Median</p> </div>
<div>  <p>Single Family</p> <p>Jan-June '24 v Jan-June '23</p> </div>	<div> <p>↑ 15%</p> <p>2024 446 Total Sales 2023 388 Total Sales</p> </div>	<div> <p>↑ 14%</p> <p>2024 \$3,714,928 Average 2023 \$3,269,249 Average</p> </div>	<div> <p>↑ 7%</p> <p>2024 \$2,250,000 Median 2023 \$2,112,500 Median</p> </div>

information deemed reliable but not guaranteed