




SOUTH SANTA BARBARA COUNTY

RESIDENTIAL STATISTICS

fidelitysb.com | chicagotitlesb.com

December YTD 2023


<div>SINGLE FAMILY</div>  <p>\$3,196,512 Average Sales Price</p> <p>\$2,100,000 Median Sales Price</p> <p>YTD</p>	<div>CONDOMINIUM</div>  <p>\$1,237,909 Average Sales Price</p> <p>\$945,000 Median Sales Price</p> <p>YTD</p>	<p>Total Sales 1105</p> <p>↓ -23%</p> <p>\$2,608,045 ↓ -4% Average Price</p> <p>\$1,700,000 ↓ -1% Median Price</p> <p>Dec'23 v Dec'22</p>
---	---	---



773

Singe Family Sold


Jan-Dec 2023 YTD



332

Condos Sold

Jan-Dec 2023 YTD



ALL-CASH Sales

41%

SINGLE



YTD Sales

	2022	2023	%Chg
Carpinteria	70	62	-11%
Avg	\$4,503,375	\$2,990,051	-34%
Median	\$1,885,000	\$1,602,500	-15%
Goleta	266	183	-31%
Avg	\$1,682,769	\$1,799,749	7%
Median	\$1,552,500	\$1,492,450	-4%
Hope Ranch	28	20	-29%
Avg	\$7,964,873	\$7,035,000	-12%
Median	\$5,625,000	\$5,737,500	2%
Montecito	177	145	-18%
Avg	\$7,179,783	\$6,547,476	-9%
Median	\$5,450,000	\$5,295,000	-3%
Santa Barbara	456	354	-22%
Avg	\$2,444,205	\$2,314,133	-5%
Median	\$2,120,000	\$2,000,000	-6%
Summerland	16	9	-44%
Avg	\$2,850,473	\$5,208,794	83%
Median	\$2,475,000	\$3,500,000	41%

CONDO

YTD Sales

	2022	2023	%Chg
Carpinteria	68	51	-25%
Avg	\$870,316	\$835,824	-4%
Median	\$807,500	\$782,000	-3%
Goleta	148	107	-28%
Avg	\$910,338	\$931,538	2%
Median	\$835,000	\$825,000	-1%
Montecito	33	22	-33%
Avg	\$2,836,576	\$3,139,977	11%
Median	\$3,050,000	\$2,897,500	-5%
Santa Barbara	176	148	-16%
Avg	\$1,253,026	\$1,308,379	4%
Median	\$1,045,000	\$1,117,500	7%
Summerland	3	4	33%
Avg	\$1,306,667	\$1,491,163	14%
Median	\$1,075,000	\$1,489,325	39%

 <p>Condominium Jan- Dec'23 v Jan-Dec '22</p>	<p>↓ -22%</p> <p>2023 332 Total Sales 2022 428 Total Sales</p>	<p>↑ 3%</p> <p>2023 \$1,237,909 Average 2022 \$1,196,194 Average</p>	<p>↓ -1%</p> <p>2023 \$945,000 Median 2022 \$958,000 Median</p>
 <p>Single Family Jan-Dec '23 v Jan-Dec '22</p>	<p>↓ -24%</p> <p>2023 773 Total Sales 2022 1015 Total Sales</p>	<p>↓ -5%</p> <p>2023 \$3,196,512 Average 2022 \$3,370,912 Average</p>	<p>→ 0%</p> <p>2023 \$2,100,000 Median 2022 \$2,104,000 Median</p>

information deemed reliable but not guaranteed