


SOUTH SANTA BARBARA COUNTY

RESIDENTIAL STATISTICS

fidelitysb.com | chicagotitlesb.com

November
YTD 2023

SINGLE FAMILY



\$3,235,949


Average Sales Price

\$2,100,000

Median Sales Price

YTD

CONDOMINIUM



\$1,249,110

Average Sales Price

\$950,000

Median Sales Price

YTD

Total Sales

1028

↓ -25%

\$2,644,536

↓ 0%


Average Price

\$1,729,000

↓ 0%

Median Price


Nov'23 v Nov'22



722

Singe Family Sold


Jan-Nov 2023 YTD



306


Condos Sold

Jan-Nov 2023 YTD



ALL-CASH Sales

41%



Condominium

Jan- Nov'23 v Jan-Nov '22

↓ -25%

2023306Total Sales

2022410Total Sales

↑ 4%


2023\$1,249,110Average

2022\$1,199,090Average

↓ -1%

2023\$950,000Median

2022\$958,000Median



Single Family

Jan-Nov '23 v Jan-Nov '22

↓ -25%

2023722Total Sales

2022957Total Sales

↓ -1%

2023\$3,235,949Average

2022\$3,276,242Average

→ 0%

2023\$2,100,000Median

2022\$2,104,000Median

information deemed reliable but not guaranteed