


# SOUTH SANTA BARBARA COUNTY RESIDENTIAL STATISTICS

# september YTD Q3 2023

fidelitysb.com | chicagotitlesb.com

SINGLE FAMILY



\$3,240,694


Average Sales Price

\$2,100,000

Median Sales Price

YTD

CONDOMINIUM



\$1,239,371

Average Sales Price

\$950,000

Median Sales Price

YTD

Total Sales

859

↓ -27%


\$2,643,938 ↓ -3%

Average Price

\$1,687,000 ↓ -3%

Median Price

Sept'23 v Sept'22



599

Singe Family Sold

Jan-Sept 2023 YTD

SINGLE


YTD Sales

	2022	2023	%Chg
Carpinteria	57	52	-9%
Avg	\$2,890,057	\$3,170,138	10%
Median	\$1,619,500	\$1,577,500	-3%
Goleta	218	142	-35%
Avg	\$1,712,177	\$1,759,381	3%
Median	\$1,586,550	\$1,499,500	-5%
Hope Ranch	28	17	-39%
Avg	\$7,964,873	\$7,236,121	-9%
Median	\$5,625,000	\$5,975,000	6%
Montecito	153	112	-27%
Avg	\$7,250,037	\$6,597,321	-9%
Median	\$5,400,000	\$5,126,500	-5%
Santa Barbara	362	269	-26%
Avg	\$2,477,275	\$2,351,312	-5%
Median	\$2,180,000	\$2,030,000	-7%
Summerland	12	7	-42%
Avg	\$2,858,750	\$4,582,736	60%
Median	\$2,175,000	\$3,500,000	61%

CONDO

YTD Sales


	2022	2023	%Chg
Carpinteria	54	43	-20%
Avg	\$869,222	\$838,535	-4%
Median	\$815,000	\$782,000	-4%
Goleta	120	80	-33%
Avg	\$917,211	\$975,909	6%
Median	\$837,500	\$880,750	5%
Montecito	28	17	-39%
Avg	\$2,743,821	\$3,162,618	15%
Median	\$2,875,000	\$2,845,000	-1%
Santa Barbara	149	116	-22%
Avg	\$1,244,097	\$1,279,117	3%
Median	\$995,000	\$1,087,500	9%
Summerland	3	4	33%
Avg	\$1,306,667	\$1,491,163	14%
Median	\$1,075,000	\$1,489,325	39%



260


Condos Sold

Jan-Sept 2023 YTD



ALL-CASH Sales

41%



Condominium


Jan- Sep '23 v Jan-Sep '22

↓ -27%

2023260

2022354

Total SalesTotal Sales




4%

2023\$1,239,371

2022\$1,195,256

AverageAverage




0%

2023\$950,000

2022\$950,000

MedianMedian



Single Family


Jan-Sep '23 v Jan-Sep '22

↓ -28%

2023599

2022830

Total SalesTotal Sales




-4%

2023\$3,240,694

2022\$3,375,107

AverageAverage



-4%

2023\$2,100,000

2022\$2,186,000

MedianMedian

information deemed reliable but not guaranteed