


# SOUTH SANTA BARBARA COUNTY

## RESIDENTIAL STATISTICS

fidelitysb.com | chicagotitlesb.com

august  
**YTD** 2023

SINGLE FAMILY



\$3,157,422


Average Sales Price

\$2,060,000

Median Sales Price

YTD

CONDOMINIUM



\$1,219,330

Average Sales Price

\$950,000

Median Sales Price

YTD

Total Sales

761

↓ -29%

\$2,569,118

↓ -7%


Average Price

\$1,675,000

↓ -6%

Median Price

Aug'23 v Aug'22



530

Singe Family Sold

Jan-Aug 2023 YTD

SINGLE


YTD Sales

	2022	2023	%Chg
Carpinteria	48	43	-10%
Avg	\$3,113,630	\$2,283,952	-27%
Median	\$1,617,250	\$1,575,000	-3%
Goleta	194	129	-34%
Avg	\$1,734,121	\$1,789,064	3%
Median	\$1,593,500	\$1,516,000	-5%
Hope Ranch	24	15	-38%
Avg	\$8,634,019	\$7,305,937	-15%
Median	\$6,812,500	\$5,500,000	-19%
Montecito	139	97	-30%
Avg	\$7,206,422	\$6,577,298	-9%
Median	\$5,325,000	\$5,100,000	-4%
Santa Barbara	326	241	-26%
Avg	\$2,522,999	\$2,375,179	-6%
Median	\$2,200,000	\$2,016,791	-8%
Summerland	11	5	-55%
Avg	\$2,968,636	\$4,885,830	65%
Median	\$2,300,000	\$3,500,000	52%

CONDO

YTD Sales


	2022	2023	%Chg
Carpinteria	50	39	-22%
Avg	\$843,490	\$783,641	-7%
Median	\$800,000	\$760,000	-5%
Goleta	110	75	-32%
Avg	\$922,707	\$975,117	6%
Median	\$837,500	\$881,500	5%
Montecito	27	14	-48%
Avg	\$2,715,815	\$3,194,964	18%
Median	\$2,875,000	\$2,897,500	1%
Santa Barbara	133	101	-24%
Avg	\$1,246,402	\$1,289,715	3%
Median	\$995,000	\$1,100,000	11%
Summerland	3	2	-33%
Avg	\$1,306,667	\$1,489,325	14%
Median	\$1,075,000	\$1,489,325	39%



231


Condos Sold

Jan-Aug 2023 YTD



ALL-CASH Sales

40%



Condominium

Jan- Aug'23 v Jan-Aug '22

↓ -28%

2023

2022

231

323

Total Sales

Total Sales

↑ 2%

2023

2022

\$1,219,330

\$1,197,185

Average

Average

→ 0%

2023


2022

\$950,000

\$950,000

Median

Median



Single Family

Jan-Aug '23 v Jan-Aug '22

↓ -29%

2023

2022

530

742

Total Sales

Total Sales

↓ -8%

2023

2022

\$3,157,422

\$3,436,571

Average

Average

↓ -7%

2023

2022

\$2,060,000

\$2,214,463

Median

Median

information deemed reliable but not guaranteed