


# SOUTH SANTA BARBARA COUNTY RESIDENTIAL STATISTICS

fidelitysb.com | chicagotitlesb.com

# Q1 2023

SINGLE FAMILY



\$3,208,492


Average Sales Price

\$2,000,000

Median Sales Price

YTD

CONDOMINIUM



\$1,192,247

Average Sales Price

\$990,000

Median Sales Price

YTD

Total Sales

241

↓ -41%

\$2,597,762

↓ -9%


Average Price

\$1,590,000

↓ -10%

Median Price


Mar.'23 v Mar.'22



168

Singe Family Sold


Jan-Mar 2023 YTD



73

Condos Sold

Jan-Mar 2023 YTD



ALL-CASH Sales

35%

SINGLE


YTD Sales

	2022	2023	%Chg
Carpinteria	14	14	0%
Avg	\$1,512,750	\$3,661,667	142%
Median	\$1,500,000	\$3,576,786	138%
Goleta	76	43	-43%
Avg	\$1,635,731	\$1,536,680	-6%
Median	\$1,442,500	\$1,405,000	-3%
Hope Ranch	9	7	-22%
Avg	\$5,333,889	\$6,792,857	27%
Median	\$4,650,000	\$7,250,000	56%
Montecito	63	26	-59%
Avg	\$7,884,338	\$6,769,662	-14%
Median	\$5,675,000	\$5,065,000	-11%
Santa Barbara	116	74	-36%
Avg	\$2,732,528	\$2,410,596	-12%
Median	\$2,200,000	\$1,950,000	-11%
Summerland	2	4	100%
Avg	\$3,200,000	\$5,232,288	64%
Median	\$3,200,000	\$3,939,575	23%

CONDO

YTD Sales

	2022	2023	%Chg
Carpinteria	22	10	-55%
Avg	\$879,891	\$722,000	-18%
Median	\$823,750	\$752,500	-9%
Goleta	38	26	-32%
Avg	\$831,750	\$918,846	10%
Median	\$780,000	\$905,000	16%
Montecito	12	6	-50%
Avg	\$2,831,667	\$2,449,500	-13%
Median	\$2,987,500	\$2,550,000	-15%
Santa Barbara	56	31	-45%
Avg	\$1,202,533	\$1,329,904	11%
Median	\$933,500	\$1,302,250	40%
Summerland	1	0	n/a
Avg	\$1,025,000	\$0	
Median	\$1,025,000	\$0	



Condominium

Mar '23 v Mar '22

↓ -43%

2023


73

Total Sales

2022

129

Total Sales



0%

2023


\$1,192,247

Average

2022

\$1,188,406

Average



10%

2023


\$990,000

Median

2022

\$896,000

Median



Single Family

Mar '23 v Mar '22

↑ -40%

2023


168

Total Sales

2022

280

Total Sales



-11%

2023


\$3,208,492

Average

2022

\$3,619,949

Average



-10%

2023

\$2,000,000

Median

2022

\$2,218,000

Median

information deemed reliable but not guaranteed