



SOUTH SANTA BARBARA COUNTY

RESIDENTIAL STATISTICS

www.fidelitysb.com | www.chicagotitlesb.com

MAY 2022

SINGLE FAMILY	 <p>\$3,228,543 Average Sales Price</p> <p>\$2,225,000 Median Sales Price</p>	CONDOMINIUM	 <p>\$1,092,141 Average Sales Price</p> <p>\$1,107,500 Median Sales Price</p>	SINGLE FAMILY	<p>Sales Price Avg Median</p> <p>Carp \$3,206,496 \$2,250,000 Gol \$1,941,704 \$1,740,000 Mont \$6,800,000 \$5,250,000 HR \$3,200,000 \$3,200,000 SB \$2,774,847 \$2,413,000 Summ \$2,333,333 \$2,300,000</p>
	<td> <p>Sales Price Avg. Median</p> <p>Carp \$738,929 \$735,000 Gol \$1,053,371 \$1,150,000 Mont \$1,735,000 \$1,735,000 Hope Ranch n/a SB \$1,240,071 \$1,262,500 Summ \$1,820,000 \$1,820,000</p> </td>		<p>Sales Price Avg. Median</p> <p>Carp \$738,929 \$735,000 Gol \$1,053,371 \$1,150,000 Mont \$1,735,000 \$1,735,000 Hope Ranch n/a SB \$1,240,071 \$1,262,500 Summ \$1,820,000 \$1,820,000</p>		


92
Single Family Sold
 May 2022


SINGLE
May 2022 SALES
 Carpinteria 11
 Goleta 27
 Montecito 15
 Hope Ranch 1
 Santa Barbara 35
 Summerland 3

CONDOMINIUM
May 2022 SALES
 Carpinteria 7
 Goleta 25
 Montecito 1
 Hope Ranch n/a
 Santa Barbara 14
 Summerland 1


48
Condos Sold
 May 2022

CONDOMINIUM
May 2022 SALES
 Carpinteria 7
 Goleta 25
 Montecito 1
 Hope Ranch n/a
 Santa Barbara 14
 Summerland 1

Total Sales
140
 (↓ 33%)
 May '22 v. May '21


CASH SALES
26%

Average Days on Market

SFR/PUD	CONDO
26	16




 Condominium
 May'22 v. May '21

↓ **-2%**
 2022 **48** Total Sales
 2021 **49** Total Sales

↑ **7%**
 2022 **\$1,092,141** Average
 2021 **\$1,023,092** Average

↑ **34%**
 2022 **\$1,107,500** Median
 2021 **\$825,000** Median


 Single Family
 May '22 v. May '21

↓ **-42%**
 2022 **92** Total Sales
 2021 **159** Total Sales

↓ **-9%**
 2022 **\$3,228,543** Average
 2021 **\$3,534,792** Average

↓ **-2%**
 2022 **\$2,225,000** Median
 2021 **\$2,280,000** Median