


SOUTH SANTA BARBARA COUNTY

RESIDENTIAL STATISTICS

www.fidelitysb.com | www.chicagotitlesb.com

FEB 2022

SINGLE FAMILY




\$3,363,718

Average Sales Price

\$2,484,259

Median Sales Price

CONDOMINIUM



\$1,255,990

Average Sales Price

\$873,000

Median Sales Price

SINGLE FAMILY

Sales

Avg | Median

Carp \$1,146,333 | \$1,150,000.

Gol \$1,719,169 | \$1,565,000

Mont \$6,406,264 | \$4,557,500

HR \$6,575,000 | \$6,575,000

SB \$2,661,904 | \$2,230,000

Summ \$3,200,000 | \$3,200,000

CONDOMINIUM

Sale Price

Avg. | Median

Carp \$933,160 | \$850,000


Gol \$878,700 | \$787,500

Mont \$2,694,000 | \$2,875,000

Hope Ranch n/a

SB \$1,165,840 | \$922,500


Summ n/a



90

Single Family Sold

February 2022



40

Condos Sold

February 2022

SINGLE

February 2022 SALES

Carpinteria 3

Goleta 25

Montecito 22

Hope Ranch 2

Santa Barbara 36

Summerland 2

CONDOMINIUM

February 2022 SALES

Carpinteria 5

Goleta 10

Montecito 5

Hope Ranch n/a

Santa Barbara 20

Summerland n/a


Average Days on Market

SFR

32

CONDO/PUD

19



CASH SALES

38%

Total Sales









130

(↓ 5%)

Feb '22 v. Feb '21

Inventory

.78 month supply

<div>  <p>Condominium FEB'22 v. FEB '21</p> </div>	<div>  <p>48%</p> <p>2022 40 Total Sales 2021 27 Total Sales</p> </div>	<div>  <p>13%</p> <p>2022 \$1,255,990 Average 2021 \$1,107,652 Average</p> </div>	<div>  <p>1%</p> <p>2021 \$873,000 Median 2021 \$865,000 Median</p> </div>
<div>  <p>Single Family FEB '22 v. FEB '21</p> </div>	<div>  <p>-18%</p> <p>2022 90 Total Sales 2021 110 Total Sales</p> </div>	<div>  <p>19%</p> <p>2022 \$3,363,718 Average 2021 \$2,831,259 Average</p> </div>	<div>  <p>30%</p> <p>2022 \$2,484,259 Median 2021 \$1,914,000 Median</p> </div>