






SOUTH SANTA BARBARA COUNTY

RESIDENTIAL STATISTICS

OCT 2021

www.fidelitysb.com | www.chicagotitlesb.com

SINGLE FAMILY	 <p>\$2,973,085 Average Sales Price</p> <p>\$1,803,750 Median Sales Price</p>	CONDOMINIUM	 <p>\$1,138,119 Average Sales Price</p> <p>\$868,000 Median Sales Price</p>	SINGLE FAMILY	<p>Sales Avg Median</p> <p>Carp \$3,044,944 \$1,812,500. Gol \$1,522,933 \$1,225,000 Mont \$5,665,250 \$5,051,000 HR \$9,033,333 \$6,800,000 SB \$2,287,023 \$1,750,000 Summ \$8,133,000 \$2,999,000</p>			
	<p>118 Single Family Sold October 2021</p>		<p>SINGLE</p> <p>October 2021 SALES Carpinteria 9 Goleta 32 Montecito 18 Hope Ranch 3 Santa Barbara 53 Summerland 3</p>		<p>CONDOMINIUM</p> <p>Sale Price Avg. Median</p> <p>Carp \$1,160,000 \$1,027,500 Gol \$814,650 \$785,000 Mont \$2,085,000 \$2,200,000 Hope Ranch n/a SB \$1,224,392 \$990,000 Summ n/a</p>			
<p>54 Condos Sold October 2021</p>	<p>CONDOMINIUM</p> <p>October 2021 SALES Carpinteria 6 Goleta 20 Montecito 4 Hope Ranch n/a Santa Barbara 24 Summerland n/a</p>	<p>Total Sales 172 (-36%) Oct '21 v. Oct '20</p>						
<p> CASH SALES 27%</p>	<p>Average Days on Market</p> <table border="1"> <tr> <th>SFR</th> <th>CONDO/PUD</th> </tr> <tr> <td>41</td> <td>28</td> </tr> </table>		SFR	CONDO/PUD	41	28	<p>Inventory .98 month supply</p>	
SFR	CONDO/PUD							
41	28							

 <p>Condominium OCT '21 v. OCT '20</p>	<p>↓ -36%</p> <p>2021 54 Total Sales 2020 84 Total Sales</p>	<p>↑ 23%</p> <p>2021 \$1,138,119 Average 2020 \$925,714 Average</p>	<p>↑ 10%</p> <p>2021 \$868,000 Median 2020 \$786,000 Median</p>
 <p>Single Family OCT '21 v. OCT '20</p>	<p>↓ -36%</p> <p>2021 118 Total Sales 2020 183 Total Sales</p>	<p>↓ -7%</p> <p>2021 \$2,973,085 Average 2020 \$3,193,891 Average</p>	<p>↑ 3%</p> <p>2021 \$1,803,750 Median 2020 \$1,750,000 Median</p>