














SOUTH SANTA BARBARA COUNTY RESIDENTIAL STATISTICS

november
YTD 2021

www.fidelitysb.com | www.chicagotitlesb.com

SINGLE FAMILY	 \$3,036,574 Average Sales Price \$1,889,000 Median Sales Price	CONDOMINIUM	 \$1,042,894 Average Sales Price \$840,000 Median Sales Price	Total Sales 2078 (↑ %10) \$2,434,057 (↑%22) Average \$1,495,000 (↑%25) Median NOV '21 V NOV '20
----------------------	--	--------------------	--	---

 1450 Single Family Sold Jan-Nov. 2021	SINGLE FAMILY	CONDOMINIUM
 628 Condos Sold Jan-Nov. 2021	YTD 2021 SALES Carpinteria 78 Sales: \$2,512,705 Avg \$1,400,000. Median Goleta 342 Sales \$1,559,665 Avg \$1,288,000 Median. Montecito 313 Sales \$6,225,230 Avg. \$4,600,000 Median Hope Ranch 63 Sales \$5,902,190 Avg. \$4,750,000 Median Santa Barbara 637 Sales \$1,999,412 Avg \$1,700,000 Median. Summerland 17 Sales \$4,686,804 Avg \$2,999,000 Median.	YTD 2021 SALES Carpinteria: 128 Sales \$825,246 Avg. Price \$702,500 Median Goleta 187 Sales \$785,492 Avg. Price \$750,000 Median Montecito 52 Sales \$2,299,519. AvgPrice 1,974,500 Median Hope Ranch n/a Santa Barbara 259 Sales \$1,082,602 Avg. Price \$915,000 Median Summerland 2 Sales \$1,225,000 Avg Price \$1,225,000 Median
 CASH SALES YTD 33%		

 Condominium Jan.- Nov '21 v Jan Nov '20	 17% 2021 628 Total Sales 2020 536 Total Sales	 18% 2021 \$1,042,894 Avg 2020 \$886,352 Avg	 12% 2021 \$840,000 Median 2020 \$753,000 Median
 SingleFamily Jan-Nov '21 v Jan-Nov '20	 7% 2021 1450 Total Sales 2020 1351 Total Sales	 28% 2021 \$3,036,574 Avg 2020 \$2,379,375 Avg	 25% 2021 \$1,889,000 Median 2020 \$1,506,500 Median