






# SOUTH SANTA BARBARA COUNTY RESIDENTIAL STATISTICS





september

# YTD 2021

www.fidelitysb.com | www.chicagotitlesb.com

|                      |  |                    |  |   |
|----------------------|--|--------------------|--|---|
| <b>SINGLE FAMILY</b> | <br><b>\$3,055,199</b><br>Average Price<br><br><b>\$1,890,000</b><br>Median Price | <b>CONDOMINIUM</b> | <br><b>\$1,030,016</b><br>Average Price<br><br><b>\$833,750</b><br>Median Price | <b>Total Sales</b><br><b>1751</b><br>(+24%)<br>\$2,456,087 (↑34%)<br>Average<br>\$1,495,000 (↑27%)<br>Median<br>Sept.2021 v Sept.2020 |
|----------------------|--|--------------------|--|---|

|   |   |  |
|---|---|--|
| <br><b>1233</b><br>Single Family Sold<br>YTD Jan-Sept 2021 | <b>SINGLE FAMILY</b>  | <b>CONDOMINIUM</b>   |
| <br><b>518</b><br>Condos Sold<br>YTD Jan-Sept 2021       | <b>YTD 2021 SALES</b><br><b>Carpinteria 63 Sales:</b><br>\$2,522,516 Avg Price<br>\$1,370,000. Median<br><b>Goleta 279 Sales</b><br>\$1,561,163 Avg Price<br>\$1,295,000 Median.<br><b>Montecito 274 Sales</b><br>\$6,036,527 Avg.Price<br>\$4,600,000 Median<br><b>Hope Ranch 54 Sales</b><br>\$5,763,759 Avg.Price<br>\$4,723,250 Median<br><b>Santa Barbara 550 Sales</b><br>\$1,965,399 Avg Price<br>\$1,675,000 Median.<br><b>Summerland 13 Sales</b><br>\$4,028,974 Avg Price<br>\$3,150,000 Median | <b>YTD 2021 SALES</b><br><b>Carpinteria: 109 Sales</b><br>\$812,560 Avg. Price<br>\$695,000 Median<br><b>Goleta 147 Sales</b><br>\$722,105 Avg. Price<br>\$745,000 Median<br><b>Montecito 45 Sales</b><br>\$2,181,333. Avg.Price<br>\$1,875,000 Median<br><b>Hope Ranch</b><br>n/a<br><b>Santa Barbara 215 Sales</b><br>\$1,073,813 Avg. Price<br>\$915,000 Median<br><b>Summerland 2 Sales</b><br>\$1,225,000 Avg Price<br>\$1,225,000 Median |
| <br><b>CASH SALES</b><br>YTD<br><b>34%</b>                |   |  |

|  |   |   |   |
|--|---|---|---|
| <br>Condominium<br>Jan-Sept '21 v Jan - Sept 20 | <br><b>31%</b><br>2021 <b>518</b> Total<br>2020 <b>396</b> Total | <br><b>18%</b><br>2021 <b>\$1,030,016</b> Avg<br>2020 <b>\$872,201</b> Avg | <br><b>13%</b><br>2021 <b>\$833,750</b> Median<br>2020 <b>\$735,000</b> Median |
|--|---|---|---|

|  |   |   |   |
|--|---|---|---|
| <br>SingleFamily<br>Jan-Sept '21 v Jan - Sept '20 | <br><b>21%</b><br>2021 <b>1233</b> Total<br>2020 <b>1020</b> Total | <br><b>39%</b><br>2021 <b>\$3,055,199</b> Avg<br>2020 <b>\$2,202,042</b> Avg | <br><b>29%</b><br>2021 <b>\$1,890,000</b> Median<br>2020 <b>\$1,467,250</b> Median |
|--|---|---|---|