














SOUTH SANTA BARBARA COUNTY RESIDENTIAL STATISTICS

august
YTD 2021

www.fidelitysb.com | www.chicagotitlesb.com

SINGLE FAMILY	 \$3,105,273 Average Sales Price \$1,900,000 Median Sales Price	CONDOMINIUM	 \$1,027,515 Average Sales Price \$832,000 Median Sales Price	Total Sales 1580 (↑%38) \$2,488,521 (↑%46) Average \$1,498,000 (↑%14) Median Aug '21 V Aug '20
----------------------	--------------------------------------------------------------------------------------------------------------------------------------------------------------------------------	--------------------	------------------------------------------------------------------------------------------------------------------------------------------------------------------------------	---------------------------------------------------------------------------------------------------------------------------------------------------------------

 1111 Single Family Sold Jan-Aug 2021	SINGLE FAMILY	CONDOMINIUM
 469 Condos Sold Jan-Aug 2021	YTD 2021 SALES Carpinteria 58 Sales: \$2,436,440 Avg \$1,313,500. Median Goleta 252 Sales \$1,555,729 Avg \$1,292,500 Median. Montecito 250 Sales \$6,389,055 Avg. \$4,600,000 Median Hope Ranch 51 Sales \$5,811,431 Avg. \$4,750,000 Median Santa Barbara 489 Sales \$1,995,971 Avg \$1,688,000 Median. Summerland 11 Sales \$4,265,864 Avg \$3,150,000 Median.	YTD 2021 SALES Carpinteria: 98 Sales \$762,597 Avg. Price \$697,500 Median Goleta 129 Sales \$767,419 Avg. Price \$735,000 Median Montecito 43 Sales \$2,179,302. AvgPrice \$1,875,000 Median Hope Ranch n/a Santa Barbara 197 Sales \$1,076,209 Avg. Price \$926,000 Median Summerland 2 Sales \$1,225,000 Avg Price \$1,225,000 Median
 CASH SALES YTD 34%		

 Condominium Jan.- Aug '21 v Jan Aug '20	 44% 2021 469 Total Sales 2020 326 Total Sales	 19% 2021 \$1,027,515 Average 2020 \$862,887 Average	 4% 2021 \$832,500 Median 2020 \$800,000 Median
 SingleFamily Jan-Aug '21 v Jan-Aug '20	 36% 2021 1111 Total Sales 2020 818 Total Sales	 52% 2021 \$3,105,273 Average 2020 \$2,042,053 Average	 36% 2021 \$1,900,000 Median 2020 \$1,400,000 Median