




SOUTH SANTA BARBARA COUNTY RESIDENTIAL STATISTICS

APRIL
YTD 2021

www.fidelitysb.com | www.chicagotitlesb.com

SINGLE FAMILY	 \$3,109,125 Average Sales Price \$1,900,000 Median Sales Price	CONDOMINIUM	 \$1,034,299 Average Sales Price \$819,250 Median Sales Price	Total Sales 753 (↑57%) \$2,508,455 (+71) Average Price \$1,500,000 (+35%) Median APR '21 v APR '20
---------------	--	-------------	--	---


535
 Single Family Sold
 YTD 2021

SINGLE FAMILY

YTD 2021 SALES

Carpinteria 22 Sales	\$3,268,386 Avg \$1,363,500 Median
Goleta 122 Sales	\$1,482,500 Avg \$1,201,000 Median
Montecito 131 Sales	\$6,254,653 Avg. \$4,500,000 Median
Hope Ranch 25 Sales	\$4,951,600 Avg \$4,500,000 Median
Santa Barbara 229 Sales	\$1,954,972 Avg \$1,699,000 Median
Summerland 6 Sales	\$3,295,750 Avg \$1,900,000 Median


CONDOMINIUM


YTD 2021 SALES


Carpinteria: 49 Sales	\$813,286 Avg. Price \$789,000 Median
Goleta 57 Sales	\$709,719 Avg. Price \$680,000 Median
Montecito 24 Sales	\$2,083,875 Avg. Price \$1,850,000 Median
Santa Barbara 86 Sales	\$1,078,013 Avg. Price \$928,000 Median
Summerland 2	\$1,225,000 Avg Price \$1,225,000 Median


218
 Condos Sold
 YTD 2021



 Condominium
 Jan.- Apr '21 v Jan-Apr'20


 **66%**
 2021 **218** Total Sales
 2020 **131** Total Sales


 **22%**
 2021 **\$1,034,299** Average
 2020 **\$848,721** Average

 **10%**
 2021 **\$819,250** Median
 2020 **\$745,000** Median


 SingleFamily
 Jan-Apr '21 v Jan-Apr '20

 **54%**
 2021 **535** Total Sales
 2020 **348** Total Sales

 **89%**
 2021 **\$3,109,125** Average
 2020 **\$1,645,478** Average

 **51%**
 2021 **\$1,900,000** Median
 2020 **\$1,255,000** Median