















# SOUTH SANTA BARBARA COUNTY

## RESIDENTIAL STATISTICS

www.fidelitysb.com | www.chicagotitlesb.com

# JAN 2021

SINGLE FAMILY	 <b>\$2,706,599</b> Average Sales Price  <b>\$1,699,500</b> Median Sales Price	CONDOMINIUM	 <b>\$885,464</b> Average Sales Price  <b>\$733,000</b> Median Sales Price	SINGLE FAMILY	<b>Sales</b> Avg   Median  <b>Carp</b> \$1,132,667   \$1,049,000. <b>Gol</b> \$1,383,173   \$1,112,500 <b>Mont</b> \$5,632,600   \$3,985,000 <b>HR</b> \$5,811,688   \$2,990,000 <b>SB</b> \$1,547,220   \$1,500,000 <b>Summ</b> \$2,483,875   \$2,442,750
 <b>116</b> <b>Single Family Sold</b> January 2021		SINGLE	<b>January 2021 SALES</b> Carpinteria 3 Goleta 26 Montecito 25 Hope Ranch 8 Santa Barbara 50 Summerland 4	CONDOMINIUM	
 <b>42</b> <b>Condos Sold</b> January 2021			<b>January 2021 SALES</b> Carpinteria 6 Goleta 15 Montecito 2 Hope Ranch 0 Santa Barbara 17 Summerland 2		
		Average Days on Market		<b>Total Sales</b>  <b>158</b>  (  22%) Jan '21 v. Jan '20	
 <b>CASH SALES</b> <b>30%</b>		<b>SFR</b>	<b>73</b>	<b>CONDO/PUD</b>	<b>63</b>
				<b>Inventory</b> <b>1.44</b> month supply	

 <p>Condominium JAN'21 v. JAN '20</p>	 <b>27%</b> 2021 <b>42</b> Total Sales 2020 <b>33</b> Total Sales	 <b>7%</b> 2021 <b>\$885,464</b> Average 2020 <b>\$829,121</b> Average	 <b>-1%</b> 2021 <b>\$733,000</b> Median 2020 <b>\$740,000</b> Median
 <p>Single Family JAN '21 v. JAN '20</p>	 <b>21%</b> 2021 <b>116</b> Total Sales 2020 <b>96</b> Total Sales	 <b>60%</b> 2021 <b>\$2,706,599</b> Average 2020 <b>\$1,687,451</b> Average	 <b>30%</b> 2021 <b>\$1,699,500</b> Median 2020 <b>\$1,302,500</b> Median