



SOUTH SANTA BARBARA COUNTY


Residential Statistics: ONE Report




FEBRUARY

YTD 2021

www.fidelitysb.com | www.chicagotitlesb.com

SINGLE FAMILY	 <p>\$2,774,907 Average Sales Price</p> <p>\$1,775,000 Median Sales Price</p>	CONDOMINIUM	 <p>\$972,407 Average Sales Price</p> <p>\$762,000 Median Sales Price</p>	<p>Total Sales</p> <p>294 (↑6%)</p> <p>\$2,351,871 (↑59%) Average Price</p> <p>\$1,485,750 (↑34%) Median</p> <p>FEB '21 v. FEB '20</p>
---------------	--	-------------	--	--

 <p>225 Homes Sold Jan-Feb 2021 YTD</p>	SINGLE FAMILY	CONDOMINIUM
	<p>YTD 2021 SALES</p> <p>Carpinteria 11 Sales: \$2,778,955 Avg \$1,400,000. Median</p> <p>Goleta 51 Sales \$1,284,127 Avg \$1,087,000 Median.</p> <p>Montecito 51 Sales \$5,434,873 Avg. \$4,100,000 Median</p> <p>Hope Ranch 15 Sales \$5,089,567 Avg. \$3,600,000 Median</p> <p>Santa Barbara 94 Sales \$1,784,713 Avg \$1,569,750 Median.</p> <p>Summerland 3 Sales \$2,300,000 Avg \$1,900,000 Median.</p>	<p>YTD 2021 SALES</p> <p>Carpinteria: 12 Sales \$701,667 Avg. Price \$715,000 Median</p> <p>Goleta 23 Sales \$712,630 Avg. Price \$670,000 Median</p> <p>Montecito 5 Sales \$1,806,800. Price \$1,625,000 Median</p> <p>Hope Ranch n/a</p> <p>Santa Barbara 29 Sales \$1,146,607 Avg. Price \$926,000 Median</p> <p>Summerland 0 n/a</p>

 <p>Condominium Jan.- Feb '21 v Jan Feb'20</p>	 -3% 2021 69 Total Sales 2020 71 Total Sales	 14% 2021 \$972,407 Avg 2020 \$853,256 Avg	 5% 2021 \$762,000 Median 2020 \$723,500 Median
---	--	--	---

 <p>SingleFamily Jan-Feb '21 v Jan-Feb '20</p>	 9% 2021 225 Total Sales 2020 207 Total Sales	 64% 2021 \$2,774,907 Avg 2020 \$1,690,574 Avg	 24% 2021 \$1,775,000 Median 2020 \$1,250,000 Median
---	---	--	--