





# SOUTH SANTA BARBARA COUNTY

## RESIDENTIAL STATISTICS





YEAR-END REPORT  
**YTD** 2020

www.fidelitysb.com | www.chicagotitlesb.com

<b>SINGLE FAMILY</b>		<b>\$2,400,813</b> Average Sales Price	<b>CONDOMINIUM</b>		<b>\$890,594</b> Average Sales Price	<b>Total Sales</b> <b>2118</b> (↑9%) Average Price \$1,955,876 (+25%) Median Price \$1,200,000 (+17%)
	<b>\$1,517,500</b> Median Sales Price	<b>\$760,000</b> Median Sales Price				

 <b>1494</b> Single Family Sold Jan.- Dec 2020	<b>SINGLE FAMILY</b>	<b>YTD 2020 SALES</b> <b>Carpinteria 85 Sales:</b> \$1,846,759 Avg \$1,080,000. Median <b>Goleta 327 Sales</b> \$1,224,294 Avg \$1,050,000 Median. <b>Montecito 332 Sales</b> \$5,009,599 Avg. \$3,603,750 Median <b>Hope Ranch 45 Sales</b> \$4,200,263 Avg. \$3,400,000 Median <b>Santa Barbara 666 Sales</b> \$1,607,601 Avg \$1,395,000 Median. <b>Summerland 39 Sales</b> \$2,734,218 Avg. \$2,152,000 Median	<b>CONDOMINIUM</b>	<b>YTD 2020 SALES</b> <b>Carpinteria: 80 Sales</b> \$736,713 Avg. \$617,500 Median <b>Goleta 213 Sales</b> \$693,347 Avg. \$735,000 Median <b>Montecito 42 Sales</b> \$1,713,817. Avg. \$1,572,500 Median <b>Hope Ranch</b> n/a <b>Santa Barbara 275 Sales</b> \$933,816 Avg. \$780,000 Median <b>Summerland 4 Sales</b> \$798,250 Avg \$762,000 Median
	 <b>624</b> Condos Sold Jan.- Dec 2020			

 Condominium 2020 v. 2019 YTD Jan - Dec	 <b>-2%</b> 2020 <b>624</b> Total Sales 2019 <b>634</b> Total Sales	 <b>13%</b> 2020 <b>\$890,594</b> Average 2019 <b>\$788,910</b> Average	 <b>8%</b> 2020 <b>\$760,000</b> Median 2019 <b>\$702,250</b> Median
---	--	--	---

 Single Family 2020 v 2019 YTD Jan - Dec	 <b>14%</b> 2020 <b>1494</b> Total Sales 2019 <b>1305</b> Total Sales	 <b>23%</b> 2020 <b>\$2,400,813</b> Average 2019 <b>\$1,949,237</b> Average	 <b>21%</b> 2020 <b>\$1,517,500</b> Median 2019 <b>\$1,258,000</b> Median
--	--	--	--