





# SOUTH SANTA BARBARA COUNTY RESIDENTIAL STATISTICS


october

# YTD 2020

www.fidelitysb.com | www.chicagotitlesb.com

SINGLE FAMILY	 <b>\$2,352,921</b> Average Sales Price  <b>\$1,494,000</b> Median Sales Price	CONDOMINIUM	 <b>\$881,565</b> Average Sales Price  <b>\$740,000</b> Median Sales Price	Total Sales <b>1683</b> (↑ 3%) \$1,993,283 (+28%) Average \$1,195,000 (+18%) Median October '20 v. October '19
---------------	--	-------------	--	---

 <b>1203</b> Single Family Sold YTD Jan-Oct 2020	<b>SINGLE FAMILY</b> YTD 2020 SALES <b>Carpinteria 67 Sales:</b> \$1,848,001 Avg \$1,076,000. Median <b>Goleta 271 Sales</b> \$1,219,674 Avg \$1,045,500 Median. <b>Montecito 260 Sales</b> \$4,853,748 Avg. \$3,455,000 Median <b>Hope Ranch 41 Sales</b> \$4,259,691 Avg. \$3,485,000 Median <b>Santa Barbara 506 Sales</b> \$1,441,627 Avg \$1,242,500 Median. <b>Summerland 15 Sales</b> \$1,612,667 Avg. \$1,525,000 Median	<b>CONDOMINIUM</b> YTD 2020 SALES <b>Carpinteria: 57 Sales</b> \$699,781 Avg. Price \$565,000 Median <b>Goleta 164 Sales</b> \$682,018 Avg. Price \$712,500 Median <b>Montecito 41 Sales</b> \$1,718,122. Price \$1,625,000 Median <b>Hope Ranch</b> n/a <b>Santa Barbara 214 Sales</b> \$924,191 Avg. Price \$775,000 Median <b>Summerland 4 Sales</b> \$798,250 Avg Price \$762,000 Median
 <b>480</b> Condos Sold YTD Jan-Oct 2020		

 Condominium Jan-Oct '20 v Jan-Oct '19	 <b>-11%</b> 2020 <b>480</b> Total Sales 2019 <b>540</b> Total Sales	 <b>14%</b> 2020 <b>\$881,565 Average</b> 2019 <b>\$774,714 Average</b>	 <b>7%</b> 2020 <b>\$740,000 Median</b> 2019 <b>\$689,500 Median</b>
---	---	--	---

 Single Family Jan-Oct '20 v Jan-Oct '19	 <b>10%</b> 2020 <b>1203</b> Total Sales 2019 <b>1097</b> Total Sales	 <b>21%</b> 2020 <b>\$2,352,921 Average</b> 2019 <b>\$1,942,592 Average</b>	 <b>20%</b> 2020 <b>\$1,494,000 Median</b> 2019 <b>\$1,250,000 Median</b>
---	--	--	--