




SOUTH SANTA BARBARA COUNTY RESIDENTIAL STATISTICS





June





YTD 2020

www.fidelitysb.com | www.chicagotitlesb.com

SINGLE FAMILY	 \$1,880,655 Average Sales Price \$1,270,000 Median Sales Price	CONDOMINIUM	 \$852,327 Average Sales Price \$725,000 Median Sales Price	Total Sales 725 (-24%) \$1,605,489 (+%4) Average Price \$1,101,000 (+%7) Median June YTD 2020 v. June YTD 2019
---------------	--	-------------	--	---

 531 Single Family Sold Jan-June 2020	SINGLE FAMILY	CONDOMINIUM
	YTD 2020 SALES Carpinteria 34 Sales: \$1,662,193 Avg \$1,048,000. Median Goleta 124 Sales \$1,150,811 Avg \$1,000,000 Median. Montecito 98 Sales \$3,700,000 Avg. \$3,087,500 Median Hope Ranch 12 Sales \$3,975,027 Avg. \$3,550,000 Median Santa Barbara 254 Sales \$1,415,904 Avg \$1,200,000 Median. Summerland 9 Sales \$3,273,000 Avg \$1,522,500 Median.	YTD 2020 SALES Carpinteria: 25 Sales \$560,880 Avg. Price \$540,000 Median Goleta 72 Sales \$690,681 Avg. Price \$740,000 Median Montecito 13 Sales \$2,017,154. AvgPrice \$1,950,000 Median Hope Ranch n/a Santa Barbara 83 Sales \$901,307 Avg. Price \$745,000 Median Summerland 1 \$569,000 Avg Price \$569,000 Median

 Condominium Jan-June '20 v Jan-June '19	 -39% 2020 194 Total Sales 2019 320 Total Sales	 9% 2020 \$852,327 Average 2019 \$784,891 Average	 3% 2020 \$725,000 Median 2019 \$702,250 Median
---	---	---	---

 SingleFamily Jan-June '20 v Jan-June '19	 -16% 2020 531 Total Sales 2019 635 Total Sales	 -3% 2020 \$1,880,655 Average 2019 \$1,930,761 Average	 .4% 2020 \$1,270,000 Median 2019 \$1,275,000 Median
--	---	--	--