









SOUTH SANTA BARBARA COUNTY RESIDENTIAL STATISTICS





July
YTD 2020

www.fidelitysb.com | www.chicagotitlesb.com

SINGLE FAMILY	 \$2,001,949 Average Sales Price \$1,375,000 Median Sales Price	CONDOMINIUM	 \$863,934 Average Sales Price \$741,500 Median Sales Price	Total Sales 915 (↓ -%20) \$1,683,554 (↑ %10) Average \$1,133,000 (↑ %12) Median July '20 V July '19
----------------------	--	--------------------	--	---

 659 Single Family Sold Jan-July 2020	SINGLE FAMILY	CONDOMINIUM
	YTD 2020 SALES Carpinteria 42 Sales: \$1,536,299 Avg \$1,025,250. Median Goleta 149 Sales \$1,166,877 Avg \$1,000,000 Median. Montecito 132 Sales \$3,966,000 Avg. \$3,335,000 Median Hope Ranch 18 Sales \$3,908,351 Avg. \$3,062,500 Median Santa Barbara 306 Sales \$1,468,828 Avg \$1,255,000 Median. Summerland 12 Sales \$3,130,958 Avg \$2,002,250 Median.	YTD 2020 SALES Carpinteria: 32 Sales \$655,859 Avg. Price \$532,500 Median Goleta 97 Sales \$702,727 Avg. Price \$743,000 Median Montecito 21 Sales \$1,785,810. AvgPrice 1,800,000 Median Hope Ranch n/a Santa Barbara 104 Sales \$896,577 Avg. Price \$766,000 Median Summerland 2 Sales \$634,500 Avg Price \$634,500 Median
 256 Condos Sold Jan-July 2020		

 Condominium Jan.- July '20 v Jan July '19	 -35% 2020 256 Total Sales 2019 396 Total Sales	 9% 2020 \$863,934 Average 2019 \$791,637 Average	 -23% 2020 \$741,500 Median 2019 \$968,250 Median
---	---	---	---

 SingleFamily Jan-July '20 v Jan-July '19	 -13% 2020 659 Total Sales 2019 754 Total Sales	 4% 2020 \$2,001,949 Average 2019 \$1,923,884 Average	 10% 2020 \$1,375,000 Median 2019 \$1,250,000 Median
--	---	---	--