





SOUTH SANTA BARBARA COUNTY









RESIDENTIAL STATISTICS

may
YTD 2020

www.fidelitysb.com | www.chicagotitlesb.com

SINGLE FAMILY	 \$1,761,953 Average Sales Price \$1,250,000 Median Sales Price	CONDOMINIUM	 \$863,970 Average Sales Price \$760,000 Median Sales Price	Total Sales 564 (-27%) \$1,521,535 (-2%) Average Price \$1,101,500 (+6%) Median MAY '20 V MAY '19
----------------------	--	--------------------	--	--

 413 Single Family Sold YTD 2020	SINGLE FAMILY	CONDOMINIUM
	YTD 2020 SALES Carpinteria 22 Sales (-44%) \$1,603,500 Avg \$1,048,000. Median Goleta 100 Sales (-25%) \$1,183,361 Avg \$1,007,500 Median. Montecito 76 Sales (+12%) \$3,335,105 Avg. \$2,831,500 Median Hope Ranch 9 Sales (-40%) \$4,428,147 Avg. \$3,900,000 Median Santa Barbara 202 Sales (-19%) \$1,363,965 Avg \$1,190,000 Median. Summerland 4 Sales (-20) \$1,307,750 Avg \$1,326,000 Median.	YTD 2020 SALES Carpinteria: 19 Sales (-37%) \$578,079 Avg. Price \$565,000 Median Goleta 53 Sales (-57%) \$708,528 Avg. Price \$760,000 Median Montecito 10 Sales (+11) \$1,851,050. AvgPrice 1,925,000 Median Hope Ranch n/a Santa Barbara 68 Sales (-28%) \$924,184 Avg. Price \$795,000 Median Summerland 1 569,000 Avg Price 569,000 Median
 151 Condos Sold YTD 2020		

 Condominium Jan.- May '20 v Jan-May '19	 -42% 2020 151 Total Sales 2019 259 Total Sales	 10% 2020 \$863,970 Average 2019 \$783,555 Average	 8% 2020 \$760,000 Median 2019 \$700,000 Median
 SingleFamily Jan-May '20 v Jan-May '19	 -19% 2020 413 Total Sales 2019 511 Total Sales	 -9% 2020 \$1,761,953 Average 2019 \$1,933,925 Average	 -3% 2020 \$1,250,000 Median 2019 \$1,285,000 Median