




SOUTH SANTA BARBARA COUNTY

RESIDENTIAL STATISTICS

www.fidelitysb.com | www.chicagotitlesb.com

JAN 2020

SINGLE FAMILY	 \$1,687,451 Average Sales Price \$1,302,500 Median Sales Price	CONDOMINIUM	 \$829,121 Average Sales Price \$740,000 Median Sales Price	SINGLE FAMILY	Sales Avg Median Carp \$2,104,000 \$1,342,500. Gol \$1,118,053 \$1,055,000 Mont \$3,029,028 \$2,720,000 HR \$4,167,163 \$4,167,163 SB \$1,262,989 \$1,159,000 Summ \$1,283,667 \$1,2372,000
					Sale Price Avg. Median Carp \$552,188 \$508,250 Gol \$753,136 \$745,000 Mont \$1,950,000 \$1,950,000 Hope Ranch n/a SB \$896,583 \$709,750 Summ n/a


96
Single Family Sold
 January 2020

SINGLE

January 2020 SALES

- Carpinteria 6
- Goleta 19
- Montecito 18
- Hope Ranch 2
- Santa Barbara 47
- Summerland 3

CONDOMINIUM

January 2020 SALES

- Carpinteria 8
- Goleta 11
- Montecito 2
- Hope Ranch 0
- Santa Barbara 12
- Summerland 0

Total Sales

129

(↑7%)

Jan '20 v. Jan '19



33
Condos Sold
 January 2020









Average Days on Market

SFR	CONDO/PUD
80	65

Inventory

3.23 month supply


CASH SALES
28%

 Condominium JAN'20 v. JAN '19	 -11% 2020 33 Total Sales 2019 37 Total Sales	 8% 2020 \$829,121 Average 2019 \$767,959 Average	 -1% 2020 \$740,000 Median 2019 \$749,000 Median
 Single Family JAN '20 v. JAN '19	 14% 2020 96 Total Sales 2019 84 Total Sales	 -26% 2020 \$1,687,451 Average 2019 \$2,265,486 Average	 -.3% 2020 \$1,302,500 Median 2019 \$1,307,000 Median