



SOUTH SANTA BARBARA COUNTY


Residential Statistics: ONE Report


FEBRUARY


YTD 2020

www.fidelitysb.com | www.chicagotitlesb.com

SINGLE FAMILY	 <p>\$1,690,574 Average Sales Price</p> <p>\$1,250,000 Median Sales Price</p>	CONDOMINIUM	 <p>\$853,246 Average Sales Price</p> <p>\$723,500 Median Sales Price</p>	<p>Total Sales</p> <p>278 (↑%16)</p> <p>\$1,476,724 (-16.5%) Average Price</p> <p>\$1,106,250 (+8%) Median</p> <p>FEB '20 V FEB '19</p>
----------------------	--	--------------------	--	---

 <p>207 Homes Sold</p>	SINGLE FAMILY	CONDOMINIUM
	<p>YTD 2020 SALES</p> <p>Carpinteria 15 Sales: \$1,907,000 Avg \$1,250,000. Median</p> <p>Goleta 41 Sales \$1,161,512 Avg \$1,015,000 Median.</p> <p>Montecito 35 Sales \$2,894,886 Avg. \$2,650,000 Median</p> <p>Hope Ranch 2 Sales \$4,167,163 Avg. \$4,167,163 Median</p> <p>Santa Barbara 110 Sales \$1,438,095 Avg \$1,151,500 Median.</p> <p>Summerland 4 Sales \$1,469,000 Avg \$1,375,500 Median.</p>	<p>YTD 2020 SALES</p> <p>Carpinteria: 14 Sales \$569,964 Avg. Price \$565,000 Median</p> <p>Goleta 20 Sales \$700,400 Avg. Price \$745,000 Median</p> <p>Montecito 3 Sales \$1,916,667. Price \$1,900,000 Median</p> <p>Hope Ranch n/a</p> <p>Santa Barbara 34 Sales \$965,971 Avg. Price \$807,500 Median</p> <p>Summerland 1 n/a</p>

 <p>Condominium Jan.- Feb '20 v Jan Feb '19</p>	<p>↓ -5%</p> <p>2020 71 Total Sales 2019 75 Total Sales</p>	<p>↑ 12%</p> <p>2020 \$853,256 Avg 2019 \$763,827 Avg</p>	<p>↑ 6%</p> <p>2020 \$723,500 Median 2019 \$681,000 Median</p>
--	--	--	---

 <p>SingleFamily Jan-Feb '20 v Jan-Feb '19</p>	<p>↑ 26%</p> <p>2020 207 Total Sales 2019 164 Total Sales</p>	<p>↓ -24%</p> <p>2020 \$1,690,574 Avg 2019 \$2,229,276 Avg</p>	<p>↓ -4%</p> <p>2020 \$1,250,000 Median 2019 \$1,307,000 Median</p>
---	--	---	--