



# SOUTH SANTA BARBARA COUNTY



## RESIDENTIAL STATISTICS





november

# YTD 2019

www.fidelitysb.com | www.chicagotitlesb.com

SINGLE FAMILY	 <p><b>\$1,948,362</b> Average Sales Price</p> <p><b>\$1,250,000</b> Median Sales Price</p>	CONDOMINIUM	 <p><b>\$789,023</b> Average Sales Price</p> <p><b>\$695,000</b> Median Sales Price</p>	<p>Total Sales</p> <p><b>1763</b> (+7%)</p> <p>Average Price \$1,565,642(+9%)</p> <p>Median Price \$1,020,000 (+4%)</p> <p>Nov '19 v. Nov '18</p>
---------------	--	-------------	--	---

 <p>1181 Single Family Sold YTD Jan-Nov.2019</p>	SINGLE FAMILY	CONDOMINIUM
	<p>YTD 2019 SALES</p> <p><b>Carpinteria 82 Sales:</b> \$2,864,787 Avg \$1,035,000. Median</p> <p><b>Goleta 336 Sales</b> \$1,158,436 Avg \$986,500 Median.</p> <p><b>Montecito 174 Sales</b> \$4,142,190 Avg. \$2,966,750 Median</p> <p><b>Hope Ranch 32 Sales</b> \$4,722,281 Avg. \$3,100,000 Median</p> <p><b>Santa Barbara 542 Sales</b> \$1,440,634 Avg \$1,247,500 Median.</p> <p><b>Summerland 15 Sales</b> \$1,612,667 Avg. \$1.525,000 Median</p>	<p>YTD 2019 SALES</p> <p><b>Carpinteria: 73 Sales</b> \$560,281 Avg. Price \$545,000 Median</p> <p><b>Goleta 251 Sales</b> \$687,153 Avg. Price \$697,500 Median</p> <p><b>Montecito 22 Sales</b> \$1,868,955. Price \$1,411,250 Median</p> <p><b>Hope Ranch</b> n/a</p> <p><b>Santa Barbara 233 Sales</b> \$867,100 Avg. Price \$760,000 Median</p> <p><b>Summerland 3 Sales</b> \$894,667 Avg Price \$799,000 Median</p>
 <p>582 Condos Sold YTD Jan-Nov. 2019</p>		

 <p>Condominium <b>2019 v 2018</b> YTD Jan-Nov</p>	 <b>10%</b> 2019 <b>582</b> Total Sales 2018 <b>527</b> Total Sales	 <b>-1%</b> 2019 <b>\$789,023</b> Avg 2018 <b>\$793,443</b> Avg	 <b>2.2%</b> 2019 <b>\$695,000</b> Median 2018 <b>\$680,000</b> Median
---	--	--	---

 <p>Single Family <b>2019 v 2018</b> YTD Jan-Nov</p>	 <b>5%</b> 2019 <b>1181</b> Total Sales 2018 <b>1127</b> Total Sales	 <b>12%</b> 2019 <b>\$1,948,362</b> Avg 2018 <b>\$1,741,804</b> Avg	 <b>4%</b> 2019 <b>\$1,250,000</b> Median 2018 <b>\$1,200,000</b> Median
---	---	--	---