



SOUTH SANTA BARBARA COUNTY



RESIDENTIAL STATISTICS





YEAR-END REPORT


YTD 2019

www.fidelitysb.com | www.chicagotitlesb.com

SINGLE FAMILY		CONDOMINIUM		<p>Total Sales</p> <h1>1938</h1> <p>(↑8%)</p> <p>Average Price \$1,569,842 (+9%)</p> <p>Median Price \$1,029,000 (+4%)</p>
	<p>\$1,949,237 Average Sales Price</p> <p>\$1,258,000 Median Sales Price</p>		<p>\$788,910 Average Sales Price</p> <p>\$702,250 Median Sales Price</p>	

SINGLE FAMILY	CONDOMINIUM
 <p>1305 Single Family Sold Jan.- Dec 2019</p>	<p>YTD 2019 SALES</p> <p>Carpinteria 88 Sales: \$2,733,722 Avg \$1,042,500. Median</p> <p>Goleta 362 Sales \$1,169,183 Avg \$995,000 Median.</p> <p>Montecito 197 Sales \$4,102,345 Avg. \$2,999,000 Median</p> <p>Hope Ranch 35 Sales \$4,628,800 Avg. \$3,000,000 Median</p> <p>Santa Barbara 603 Sales \$1,446,655 Avg \$1,240,000 Median.</p> <p>Summerland 20 Sales \$1,872,000 Avg. \$1,465,000 Median</p>
 <p>634 Condos Sold Jan.- Dec 2019</p>	<p>YTD 2019 SALES</p> <p>Carpinteria: 79 Sales \$563,361 Avg. \$545,000 Median</p> <p>Goleta 272 Sales \$689,647 Avg. \$700,000 Median</p> <p>Montecito 24 Sales \$1,821,542. Avg. \$1,411,250 Median</p> <p>Hope Ranch n/a</p> <p>Santa Barbara 256 Sales \$865,931 Avg. \$760,000 Median</p> <p>Summerland 3 Sales \$894,667 Avg \$799,000 Median</p>

 <p>Condominium 2019 v. 2018 YTD Jan - Dec</p>	 11% 2019 634 Total Sales 2018 570 Total Sales	 .8% 2019 \$788,910 Average 2018 \$782,685 Average	 3% 2019 \$702,250 Median 2018 \$680,000 Median
---	--	--	---

 <p>Single Family 2019 v 2018 YTD Jan - Dec</p>	 6% 2019 1305 Total Sales 2018 1230 Total Sales	 12% 2019 \$1,949,237 Average 2018 \$1,742,749 Average	 5% 2019 \$1,258,000 Median 2018 \$1,200,000 Median
--	---	--	---