



SOUTH SANTA BARBARA COUNTY



RESIDENTIAL STATISTICS


september


YTD 2019

www.fidelitysb.com | www.chicagotitlesb.com

SINGLE FAMILY	 <p>1,916,078 Average Sales Price</p> <p>\$1,250,000 Median Sales Price</p>	CONDOMINIUM	 <p>\$777,003 Average Sales Price</p> <p>\$695,000 Median Sales Price</p>	<p>Total Sales</p> <p>1482</p> <p>(8%)</p> <p>\$1,535,618 (↑6%) Average</p> <p>\$1,004,500 (↑3%) Median</p> <p>Sept. '19 v. Sept. '18</p>
---------------	--	-------------	--	--

 <p>987 Single Family Sold YTD Sept 2019</p>	SINGLE FAMILY	CONDOMINIUM
	<p>YTD 2019 SALES</p> <p>Carpinteria 70 Sales: \$2,675,250 Avg Price \$1,050,000. Median</p> <p>Goleta 278 Sales \$1,168,968 Avg Price \$995,000 Median.</p> <p>Montecito 135 Sales \$4,095,837 Avg.Price \$2,855,500 Median</p> <p>Hope Ranch 31 Sales \$4,634,065 Avg.Price \$3,000,000 Median</p> <p>Santa Barbara 461 Sales \$1,445,649 Avg Price \$1,240,000 Median.</p> <p>Summerland 13 Sales \$1,453,077 Avg Price \$1,375,000 Median</p>	<p>YTD 2019 SALES</p> <p>Carpinteria: 58 Sales \$549,121 Avg. Price \$537,500 Median</p> <p>Goleta 218 Sales \$682,800 Avg. Price \$696,250 Median</p> <p>Montecito 20 Sales \$1,775,225. Avg.Price \$1,411,250 Median</p> <p>Hope Ranch n/a</p> <p>Santa Barbara 196 Sales \$845,553 Avg. Price \$747,500 Median</p> <p>Summerland 3 Sales \$894,667 Avg Price \$799,000 Median</p>
 <p>495 Condos Sold YTD Sept 2019</p>		

 <p>Condominium Jan-Sept '19 v Jan to Sept 18</p>	<p>↑ 9%</p> <p>2019 495 Total 2018 453 Total</p>	<p>↓ -2%</p> <p>2019 \$777,003 Avg 2018 \$793,804 Avg</p>	<p>↑ 2%</p> <p>2019 \$695,000 Median 2018 \$680,000 Median</p>
--	---	--	---

 <p>SingleFamily Jan-Sept '19 v Jan to Sept '18</p>	<p>↑ 8%</p> <p>2019 987 Total 2018 913 Total</p>	<p>↑ 9%</p> <p>2019 \$1,916,078 Avg 2018 \$1,764,950 Avg</p>	<p>↑ 4%</p> <p>2019 \$1,250,000 Median 2018 \$1,200,000 Median</p>
--	---	---	---