



# SOUTH SANTA BARBARA COUNTY



## RESIDENTIAL STATISTICS


august


# YTD 2019

www.fidelitysb.com | www.chicagotitlesb.com

SINGLE FAMILY	 <p><b>1,900,164</b> Average Sales Price</p> <p><b>\$1,250,000</b> Median Sales Price</p>	CONDOMINIUM	 <p><b>\$783,308</b> Average Sales Price</p> <p><b>\$695,000</b> Median Sales Price</p>	<p>Total Sales</p> <p><b>1326</b></p> <p>(+9%)</p> <p>\$1,527,036(+5%) <b>Average</b></p> <p>\$1,010,000 (+2.5%) <b>Median</b></p> <p>August '19 v. August '18</p>
---------------	------------------------------------------------------------------------------------------------------------------------------------------------------------------------------------	-------------	----------------------------------------------------------------------------------------------------------------------------------------------------------------------------------	----------------------------------------------------------------------------------------------------------------------------------------------------------------------------

 <p><b>883</b> Homes Sold YTD Aug 2019</p>	SINGLE FAMILY	CONDOMINIUM
	<p><b>YTD 2019 SALES</b></p> <p><b>Carpinteria 62 Sales:</b> \$2,560,766 Average \$1,050,000. Median</p> <p><b>Goleta 246 Sales</b> \$1,168,488 Average \$995,250 Median.</p> <p><b>Montecito 116 Sales</b> \$4,130,134 Average \$2,855,500 Median</p> <p><b>Hope Ranch 26 Sales</b> \$4,621,846 Average \$2,924,000 Median</p> <p><b>Santa Barbara 421 Sales</b> \$1,460,084 Average \$1,267,500 Median.</p> <p><b>Summerland 12 Sales</b> \$1,472,500 Average \$1,450,000 Median</p>	<p><b>YTD 2019 SALES</b></p> <p><b>Carpinteria: 55 Sales</b> \$552,618 Average \$545,000 Median</p> <p><b>Goleta 196 Sales</b> \$688,003 Average \$693,250 Median</p> <p><b>Montecito 18 Sales</b> \$1,835,806. Average \$1,411,250 Median</p> <p><b>Hope Ranch</b> n/a</p> <p><b>Santa Barbara 172 Sales</b> \$853,601 Average \$755,000 Median</p> <p><b>Summerland 2 Sales</b> \$949,500 Average \$949,500 Median</p>
 <p><b>443</b> Condos Sold YTD Aug 2019</p>		

 <p>Condominium Jan-Aug '19 v Jan-Aug '18</p>	<p><b>↑ 13%</b></p> <p>2019 <b>443</b> Total Sales 2018 <b>392</b> Total Sales</p>	<p><b>↓ -1%</b></p> <p>2019 <b>\$783,308</b> Avg 2018 <b>\$789,621</b> Avg</p>	<p><b>↑ 2%</b></p> <p>2019 <b>\$695,000</b> Median 2018 <b>\$679,000</b> Median</p>
--------------------------------------------------------------------------------------------------------------------------------------	----------------------------------------------------------------------------------------	------------------------------------------------------------------------------------	-----------------------------------------------------------------------------------------

 <p>Single Family Jan-Aug '19 v Jan-Aug '18</p>	<p><b>↑ 7%</b></p> <p>2019 <b>883</b> Total Sales 2018 <b>827</b> Total Sales</p>	<p><b>↑ 8%</b></p> <p>2019 <b>\$1,900,164</b> Avg 2018 <b>\$1,765,310</b> Avg</p>	<p><b>↑ 4%</b></p> <p>2019 <b>\$1,250,000</b> Median 2018 <b>\$1,200,000</b> Median</p>
----------------------------------------------------------------------------------------------------------------------------------------	---------------------------------------------------------------------------------------	---------------------------------------------------------------------------------------	---------------------------------------------------------------------------------------------