











# SOUTH SANTA BARBARA COUNTY

## RESIDENTIAL STATISTICS

www.fidelitysb.com | www.chicagotitlesb.com

# JULY 2019

SINGLE FAMILY	 <b>\$1,912,491</b> Average Sales Price  <b>\$1,172,000</b> Median Sales Price	CONDOMINIUM	 <b>\$809,445</b> Average Sales Price  <b>\$633,750</b> Median Sales Price	SINGLE FAMILY	<b>Sales</b> Avg   Median <b>Carp</b> \$3,784,611   \$955,000. <b>Gol</b> \$1,207,278   \$1,004,500 <b>Mont</b> \$4,246,033   \$3,275,000 <b>HR</b> \$1,875,000   \$1,875,000 <b>SB</b> \$1,410,775   \$1,172,000 <b>Summ</b> \$1,625,000   \$1,625,000	
	SINGLE		<b>July 2019 SALES</b> Carpinteria 9 Goleta 41 Montecito 15 Hope Ranch 2 Santa Barbara 51 Summerland 1		CONDOMINIUM	<b>Sale Price</b> Avg.   Median <b>Carp</b> \$621,583   \$564,000 <b>Gol</b> \$706,060   \$699,000 <b>Mont</b> \$1,961,800   \$1,425,000 <b>Hope Ranch</b> n/a <b>SB</b> \$786,603   \$620,000 <b>Summ</b> \$1,100,000   \$1,100,000
117 Single Family Sold  July 2019		<b>July 2019 SALES</b> Carpinteria 6 Goleta 33 Montecito 5 Hope Ranch n/a Santa Barbara 31 Summerland 1	Total Sales <b>195</b> July '19 v July '18 (+21%)			
78 Condos Sold  July 2019	Average Days on Market <table border="1"> <tr> <td>SFR/PUD</td> <td>CONDO</td> </tr> <tr> <td><b>72</b></td> <td><b>66</b></td> </tr> </table>	SFR/PUD		CONDO	<b>72</b>	<b>66</b>
SFR/PUD	CONDO					
<b>72</b>	<b>66</b>					

 Condominium July '19 v. July '18	 <b>13%</b> 2019 <b>78</b> Total Sales 2018 <b>69</b> Total Sales	 <b>-1%</b> 2019 <b>\$809,445</b> Average 2018 <b>\$818,326</b> Average	 <b>-12%</b> 2019 <b>\$633,750</b> Median 2018 <b>\$724,000</b> Median
 Single Family July '19 v. July '18	 <b>27%</b> 2019 <b>117</b> Total Sales 2018 <b>92</b> Total Sales	 <b>20%</b> 2019 <b>\$1,912,491</b> Average 2018 <b>\$1,592,212</b> Average	 <b>0%</b> 2019 <b>\$1,172,000</b> Median 2018 <b>\$1,172,000</b> Median