











# SOUTH SANTA BARBARA COUNTY

## RESIDENTIAL STATISTICS

www.fidelitysb.com | www.chicagotitlesb.com

# APR 2019

SINGLE FAMILY	 <b>\$1,945,516</b> Average Sales Price  <b>\$1,336,250</b> Median Sales Price	CONDOMINIUM	 <b>\$772,112</b> Average Sales Price  <b>\$704,500</b> Median Sales Price	SINGLE FAMILY	<b>Sales</b> Avg   Median <b>Carp</b> \$1,141,000   \$1,230,000 <b>Gol</b> \$1,146,033   \$1,112,250 <b>Mont</b> \$4,197,450   \$3,013,750 <b>HR</b> \$4,400,000   \$4,400,000 <b>SB</b> \$1,452,582   \$1,300,000 <b>Summ</b> \$1,525,000   \$1,525,000	
	SINGLE		<b>April 2018 SALES</b> Carpinteria 6 Goleta 22 Montecito 20 Hope Ranch 2 Santa Barbara 55 Summerland 1		CONDOMINIUM	<b>Sale Price</b> Avg.   Median <b>Carp</b> \$460,333   \$420,000 <b>Gol</b> \$735,400   \$712,500 <b>Mont</b> \$2,024,500   \$2,024,500 <b>Hope Ranch</b> n/a <b>SB</b> \$812,790   \$755,000 <b>Summ</b> n/a
106 Single Family Sold  April 2019		<b>April 2018 SALES</b> Carpinteria 6 Goleta 35 Montecito 2 Hope Ranch n/a Santa Barbara 16 Summerland 0	Total Sales <b>165</b> Apr '19 v Apr '18 (+8%)			
59 Condos Sold  April 2019	Average Days on Market <table border="1"> <tr> <th>SFR</th> <th>CONDO/PUD</th> </tr> <tr> <td><b>68</b></td> <td><b>65</b></td> </tr> </table>	SFR		CONDO/PUD	<b>68</b>	<b>65</b>
SFR	CONDO/PUD					
<b>68</b>	<b>65</b>					

 Condominium Apr '19 v. Apr '18	 <b>23%</b> 2019 <b>59</b> Total Sales 2018 <b>48</b> Total Sales	 <b>-1%</b> 2019 <b>\$772,112</b> Average 2018 <b>\$780,729</b> Average	 <b>13.4%</b> 2019 <b>\$704,500</b> Median 2018 <b>\$621,000</b> Median
 Single Family Apr '19 v. Apr '18	 <b>1%</b> 2019 <b>106</b> Total Sales 2018 <b>105</b> Total Sales	 <b>36%</b> 2019 <b>\$1,945,516</b> Average 2018 <b>\$1,434,567</b> Average	 <b>13%</b> 2019 <b>\$1,336,250</b> Median 2018 <b>\$1,185,000</b> Median