



SOUTH SANTA BARBARA COUNTY



RESIDENTIAL STATISTICS

september


YTD 2017

www.fidelitysb.com | www.chicagotitlesb.com

SINGLE FAMILY	 \$1,678,266 Average Sales Price \$1,207,000 Median Sales Price	CONDOMINIUM	 \$720,565 Average Sales Price \$620,000 Median Sales Price	Total Sales 1389 \$1,412,123 Average Price \$979,000 Median
---------------	--	-------------	--	---

 1003 Homes Sold	SINGLE FAMILY	CONDOMINIUM
	YTD 2017 SALES Carpinteria 73 Sales: \$1,718,404 Avg \$1,085,000. Median Goleta 215 Sales \$1,012,219 Avg \$862,000 Median. Montecito 149 Sales \$3,560,822 Avg. \$2,980,000 Median Hope Ranch 17 Sales \$2,900,000 Avg. \$2,685,000 Median Santa Barbara 540 Sales \$1,381,542 Avg \$1,200,000 Median. Summerland 9 Sales \$1,592,167 Avg. \$1,350,000 Median	YTD 2017 SALES Carpinteria: 66 Sales \$630,910 Avg. Price \$550,000 Median Goleta 119 Sales \$583,421 Avg. Price \$570,000 Median Montecito 17 Sales \$1,688,588. Price \$1,300,000 Median Hope Ranch n/a Santa Barbara 184 Sales \$751,984 Avg. Price \$686,500 Median
 386 Condos Sold		

 Condominium Jan.- Sept '17 v Jan Sept'16	 10% 2017 386 Total Sales 2016 350 Total Sales	 -6.5 2017 \$720,565 Avg Price 2016 \$770,777 Avg Price	 2.6% 2017 \$620,000 Median 2016 \$604,000 Median
--	--	---	---

 SingleFamily Jan-Sept '17 v Jan-Sept '16	 2.8% 2017 1003 Total Sales 2016 976 Total Sales	 2% 2017 \$1,678,266 Avg Price 2016 \$1,645,660 Avg. Price	 10% 2017 \$1,207,000 Median 2016 \$1,101,000 Median
--	--	--	--