



SOUTH SANTA BARBARA COUNTY


RESIDENTIAL STATISTICS









MARCH

YTD 2019

www.fidelitysb.com | www.chicagotitlesb.com

SINGLE FAMILY	 \$1,967,424 Average Sales Price \$1,250,000 Median Sales Price	CONDOMINIUM	 \$783,319 Average Sales Price \$702,500 Median Sales Price	Total Sales 411 (+%21) \$1,552,556 (-%1.3) Average Price \$1,000,000 (-%4.4) Median MAR '19 V MAR '18
---------------	--	-------------	--	--

 267 Single Family Sold YTD 2019	SINGLE FAMILY YTD 2019 SALES Carpinteria 28 Sales: \$2,184,500 Avg \$1,043,250. Median Goleta 74 Sales \$1,128,122 Avg \$987,500 Median. Montecito 28 Sales \$4,505,786 Avg. \$2,850,500 Median Hope Ranch 9 Sales \$6,424,667 Avg. \$4,350,000 Median Santa Barbara 125 Sales \$1,529,011 Avg \$1,258,000 Median. Summerland 3 Sales \$1,848,333 Avg \$1,900,000 Median.	CONDOMINIUM YTD 2019 SALES Carpinteria: 15 Sales \$541,833 Avg. Price \$540,000 Median Goleta 67 Sales \$663,216 Avg. Price \$650,000 Median Montecito 5 Sales \$1,908,300. AvgPrice 1,525,000 Median Hope Ranch n/a Santa Barbara 56 Sales \$890,973 Avg. Price \$815,250 Median Summerland 1 799,000 Avg Price 799,000 Median

 Condominium Jan.- Mar '19 v Jan Mar'18	 53% 2019 144 Total Sales 2018 94 Total Sales	 -5.7% 2019 \$783,319 Average 2018 \$830,367 Average	 3% 2019 \$702,500 Median 2018 \$683,750 Median
 SingleFamily Jan-Mar '19 v Jan-Mar '18	 8.5% 2019 267 Total Sales 2018 246 Total Sales	 6% 2019 \$1,967,424 Average 2018 \$1,857,407 Average	 -1.2 2019 \$1,250,000 Median 2018 \$1,265,000 Median