



SOUTH SANTA BARBARA COUNTY


RESIDENTIAL STATISTICS


november


YTD 2018

www.fidelitysb.com | www.chicagotitlesb.com

SINGLE FAMILY	 <p>\$1,741,804 Average Sales Price</p> <p>\$1,200,000 Median Sales Price</p>	CONDOMINIUM	 <p>\$793,443 Average Sales Price</p> <p>\$680,000 Median Sales Price</p>	<p>Total Sales</p> <p>1654 (-1.4%)</p> <p>Average Price \$1,439,635(+.8%)</p> <p>Median Price \$982,796 (+.3%)</p> <p>Nov '18 v. Nov '17</p>
---------------	--	-------------	--	---

 <p>1127 Homes Sold YTD Jan-Nov.2018</p>	SINGLE FAMILY	CONDOMINIUM
	<p>YTD 2018 SALES</p> <p>Carpinteria 63 Sales: \$1,380,100 Avg \$1,458,000. Median</p> <p>Goleta 308 Sales \$1,024,811 Avg \$905,250 Median.</p> <p>Montecito 128 Sales \$4,237,570 Avg. \$2,812,500 Median</p> <p>Hope Ranch 38 Sales \$4,910,737 Avg. \$3,722,500 Median</p> <p>Santa Barbara 581 Sales \$1,400,128 Avg \$1,250,000 Median.</p> <p>Summerland 9 Sales \$1,992,611 Avg. \$1,517,500 Median</p>	<p>YTD 2018 SALES</p> <p>Carpinteria: 74 Sales \$693,365 Avg. Price \$576,500 Median</p> <p>Goleta 199 Sales \$672,597 Avg. Price \$675,000 Median</p> <p>Montecito 22 Sales \$1,790,068. Price \$1,367,250 Median</p> <p>Hope Ranch n/a</p> <p>Santa Barbara 225 Sales \$828,071 Avg. Price \$730,000 Median</p> <p>Summerland 7 Sales \$1,041,571 Avg Price \$786,000 Median</p>

 <p>Condominium 2018 v 2017 YTD Jan-Nov</p>	<p>↑ 13%</p> <p>2018 527 Total Sales 2017 468 Total Sales</p>	<p>↑ 7.6%</p> <p>2018 \$793,443 Avg 2017 \$737,182 Avg</p>	<p>↑ 8%</p> <p>2018 \$680,000 Median 2017 \$629,500 Median</p>
--	--	---	---

 <p>Single Family 2018 v 2017 YTD Jan-Nov</p>	<p>↓ -7%</p> <p>2018 1127 Total Sales 2017 1210 Total Sales</p>	<p>↑ 2.7%</p> <p>2018 \$1,741,804 Avg 2017 \$1,695,534 Avg</p>	<p>↓ -.3%</p> <p>2018 \$1,200,000 Median 2017 \$1,203,250 Median</p>
--	--	---	---