



# SOUTH SANTA BARBARA COUNTY



## RESIDENTIAL STATISTICS









november

# YTD 2017

www.fidelitysb.com | www.chicagotitlesb.com

SINGLE FAMILY	 <b>\$1,695,534</b> Average Sales Price  <b>\$1,203,250</b> Median Sales Price	CONDOMINIUM	 <b>\$737,182</b> Average Sales Price  <b>\$629,500</b> Median Sales Price	Total Sales <b>1678</b> (+5%) Average Price \$1,428,246(+3%) Median Price \$980,000 (+4%) Nov '17 v. Nov '16
---------------	--	-------------	--	---

 1210 Homes Sold	SINGLE FAMILY	CONDOMINIUM
	YTD 2017 SALES <b>Carpinteria 91 Sales:</b> \$1,938,527 Avg \$1,085,000. Median <b>Goleta 270 Sales</b> \$1,023,267 Avg \$870,000 Median. <b>Montecito 177 Sales</b> \$3,426,350 Avg. \$2,875,000 Median <b>Hope Ranch 24 Sales</b> \$4,084,292 Avg. \$2,832,500 Median <b>Santa Barbara 638 Sales</b> \$1,377,730 Avg \$1,200,000 Median. <b>Summerland 10 Sales</b> \$1,542,950 Avg. \$1,347,500 Median	YTD 2017 SALES <b>Carpinteria: 76 Sales</b> \$627,922 Avg. Price \$552,000 Median <b>Goleta 134 Sales</b> \$592,878 Avg. Price \$571,250 Median <b>Montecito 26 Sales</b> \$1,600,538. Price \$1,325,000 Median <b>Hope Ranch</b> n/a <b>Santa Barbara 229 Sales</b> \$759,141 Avg. Price \$680,000 Median <b>Summerland 3 Sales</b> \$792,000 Avg Price \$779,000 Median
 468 Condos Sold		

 Condominium <b>2017 v 2016</b>	 <b>12%</b> 2017 <b>468</b> Total Sales 2016 <b>417</b> Total Sales	 <b>-2%</b> 2017 <b>\$737,182 Avg Price</b> 2016 <b>\$750,285 Avg Price</b>	 <b>5%</b> 2017 <b>\$629,500 Median</b> 2016 <b>\$600,000 Median</b>
 Single Family <b>2017 v 2016</b>	 <b>2%</b> 2017 <b>1210</b> Total Sales 2016 <b>1183</b> Total Sales	 <b>5%</b> 2017 <b>\$1,695,534 Avg Price</b> 2016 <b>\$1,610,416 Avg. Price</b>	 <b>12%</b> 2017 <b>\$1,203,250 Median</b> 2016 <b>\$1,077,200 Median</b>