













SOUTH SANTA BARBARA COUNTY

RESIDENTIAL STATISTICS

www.fidelitysb.com | www.chicagotitlesb.com

JULY 2018

SINGLE FAMILY	 \$1,592,212 Average Sales Price \$1,172,000 Median Sales Price	CONDOMINIUM	 \$818,326 Average Sales Price \$724,000 Median Sales Price	SINGLE FAMILY	Sales Avg Median Carp \$1,134,333 \$1,150,000. Gol \$1,006,750 \$902,500 Mont \$3,176,250 \$2,945,000 HR \$5,558,333 \$3,200,000 SB \$1,300,489 \$1,216,500 Summ \$1,800,000 \$1,800,000		
	 92 Single Family Sold July 2018		SINGLE July 2018 SALES Carpinteria 3 Goleta 28 Montecito 12 Hope Ranch 3 Santa Barbara 44 Summerland 1		CONDOMINIUM Sale Price Avg. Median Carp \$661,400 \$585,000 Gol \$681,703 \$680,250 Mont \$1,523,800 \$1,440,000 Hope Ranch n/a SB \$877,462 \$801,250 Summ \$910,000 \$910,000		
 69 Condos Sold July 2018	CONDOMINIUM July 2018 SALES Carpinteria 5 Goleta 32 Montecito 5 Hope Ranch n/a Santa Barbara 26 Summerland 1	Total Sales 161 July '18 v July '17 (+7%)					
Average Days on Market							
<table border="1"> <tr> <th>SFR/PUD</th> <th>CONDO</th> </tr> <tr> <td>72</td> <td>57</td> </tr> </table>		SFR/PUD	CONDO	72	57	Inventory 5.22 month supply	
SFR/PUD	CONDO						
72	57						

 Condominium July '18 v. July '17	 57% 2018 69 Total Sales 2017 44 Total Sales	 5.5% 2018 \$818,326 Avg Price 2017 \$866,432 Avg Price	 13% 2018 \$724,000 Median 2017 \$639,500 Median
 Single Family July '18 v. July '17	 -14% 2018 92 Total Sales 2017 107 Total Sales	 2% 2018 \$1,592,212 Avg Price 2017 \$1,561,836 Avg Price	 2.4% 2018 \$1,172,000 Median 2017 \$1,145,000 Median