





# SOUTH SANTA BARBARA COUNTY

## RESIDENTIAL STATISTICS

www.fidelitysb.com | www.chicagotitlesb.com

# JAN 2018

SINGLE FAMILY	 <p><b>\$1,659,718</b> Average Sales Price</p> <p><b>\$1,204,000</b> Median Sales Price</p>	CONDOMINIUM	 <p><b>\$711,278</b> Average Sales Price</p> <p><b>\$578,000</b> Median Sales Price</p>	SINGLE FAMILY	<p><b>Sales</b> Avg   Median</p> <p><b>Carp</b> \$772,500   \$772,500.  <b>Go</b> \$1,097,308   \$975,000  <b>Mont</b> \$3,038,611   \$3,000,000  <b>HR</b> \$4,245,000   \$4,245,000  <b>SB</b> \$1,429,429   \$1,336,250  <b>Summ</b> \$1,225,000   \$1,225,000</p>			
	62 Homes Sold January 2018		SINGLE		<p><b>January 2018 SALES</b></p> <p>Carpinteria 2                  Goleta 13                  Montecito 9                  Hope Ranch 2                  Santa Barbara 35                  Summerland 1</p>	CONDOMINIUM	<p><b>Sale Price</b> Avg.   Median</p> <p><b>Carp</b> \$602,875   \$552,750  <b>Go</b> \$620,100   \$578,000  <b>Mont</b> n/a   n/a  <b>Hope Ranch</b> n/a  <b>SB</b> \$760,694   \$603,750  <b>Summ</b> N/A</p>	
<p>27 Condos Sold January 2018</p>		<p><b>January 2018 SALES</b></p> <p>Carpinteria 4                  Goleta 5                  Montecito 0                  Hope Ranch 0                  Santa Barbara 18                  Summerland 0</p>		<p><b>Total Sales</b></p> <p><b>89</b></p> <p>Jan '18 v Jan '17 (-26%)</p>				
Average Days on Market		<table border="1"> <tr> <td>SFR</td> <td>CONDO/PUD</td> </tr> <tr> <td><b>79</b></td> <td><b>60</b></td> </tr> </table>			SFR	CONDO/PUD	<b>79</b>	<b>60</b>
SFR	CONDO/PUD							
<b>79</b>	<b>60</b>							

 <p>Condominium JAN '18 v. JAN '17</p>	<p><b>↓ -29%</b></p> <p>2018 <b>27</b> Total Sales 2017 <b>38</b> Total Sales</p>	<p><b>↑ 11%</b></p> <p>2018 <b>\$711,278</b> Avg Price 2017 <b>\$639,816</b> Avg Price</p>	<p><b>↑ 2%</b></p> <p>2018 <b>\$578,000</b> Median 2017 <b>\$568,000</b> Median</p>
 <p>Single Family JAN '18 v. JAN '17</p>	<p><b>↓ -25%</b></p> <p>2018 <b>62</b> Total Sales 2017 <b>83</b> Total Sales</p>	<p><b>↑ 8.7%</b></p> <p>2018 <b>\$1,659,718</b> Avg Price 2017 <b>\$1,527,181</b> Avg Price</p>	<p><b>↑ 16%</b></p> <p>2018 <b>\$1,204,000</b> Median 2017 <b>\$1,039,000</b> Median</p>