











# SOUTH SANTA BARBARA COUNTY

## RESIDENTIAL STATISTICS

# FEB 2018

www.fidelitysb.com | www.chicagotitlesb.com

|  |  |   |  |                   |   |
|--|--|---|--|-------------------|---|
| SINGLE FAMILY                          | <br><b>\$1,878,627</b><br>Average Sales Price<br><br><b>\$1,280,000</b><br>Median Sales Price | CONDOMINIUM   | <br><b>\$749,554</b><br>Average Sales Price<br><br><b>\$653,750</b><br>Median Sales Price | SINGLE FAMILY     | <b>Sales</b><br>Avg   Median<br><b>Carp</b> \$1,521,667   \$1,850,000.<br><b>Go</b> \$885,206   \$872,000<br><b>Mont</b> \$4,290,556   \$2,365,000<br><b>HR</b> \$4,766,167   \$3,771,000<br><b>SB</b> \$1,439,594   \$1,285,000<br><b>Summ</b> N/A |
|  | 83<br>Homes Sold<br><br>February 2018  |   | <b>SINGLE</b><br><b>February 2018 SALES</b><br>Carpinteria 3<br>Goleta 17<br>Montecito 9<br>Hope Ranch 6<br>Santa Barbara 48<br>Summerland 0                               |                   | CONDOMINIUM   |
| 28<br>Condos Sold<br><br>February 2018 | <b>CONDOMINIUM</b><br><b>February 2018 SALES</b><br>Carpinteria 6<br>Goleta 7<br>Montecito 1<br>Hope Ranch 0<br>Santa Barbara 14<br>Summerland 0                               | <b>Total Sales</b><br><h1>111</h1><br>Feb '18 v Feb '17 (26%) |  |                   |   |
| Average Days on Market                 |  |   |  | Inventory         |   |
|  |  |   |  | 3.56 month supply |   |
|  |  |   |  |                   |   |
|  |  |   |  |                   |   |

|   |  |  |  |
|---|--|--|--|
| <br>Condominium<br><b>FEB '18 v. FEB '17</b>   |  <b>8%</b><br>2018 <b>28</b> Total Sales<br>2017 <b>26</b> Total Sales  |  <b>13%</b><br>2018 <b>\$749,554</b> Avg Price<br>2017 <b>\$663,808</b> Avg Price     |  <b>14%</b><br>2018 <b>\$653,750</b> Median<br>2017 <b>\$575,000</b> Median     |
| <br>Single Family<br><b>FEB '18 v. FEB '17</b> |  <b>-3%</b><br>2018 <b>83</b> Total Sales<br>2017 <b>86</b> Total Sales |  <b>18%</b><br>2018 <b>\$1,878,627</b> Avg Price<br>2017 <b>\$1,587,157</b> Avg Price |  <b>13%</b><br>2018 <b>\$1,280,000</b> Median<br>2017 <b>\$1,136,000</b> Median |