





SOUTH SANTA BARBARA COUNTY

RESIDENTIAL STATISTICS

www.fidelitysb.com | www.chicagotitlesb.com

APR 2018

SINGLE FAMILY	 <p>\$1,434,567 Average Sales Price</p> <p>\$1,185,000 Median Sales Price</p>	CONDOMINIUM	 <p>\$780,729 Average Sales Price</p> <p>\$621,000 Median Sales Price</p>	SINGLE FAMILY	<p>Sales Avg Median</p> <p>Carp \$842,167 \$842,500. Gol \$1,071,242 \$923,000 Mont \$3,423,500 \$1,725,000 HR \$3,283,750 \$3,262,500 SB \$1,436,474 \$1,262,000 Summ n/a</p>	
	SINGLE		<p>April 2018 SALES</p> <p>Carpinteria 6 Goleta 33 Montecito 4 Hope Ranch 4 Santa Barbara 57 Summerland 1</p>		CONDOMINIUM	<p>Sale Price Avg. Median</p> <p>Carp \$782,929 \$542,000 Gol \$543,600 \$575,000 Mont \$2,492,500 \$2,492,500 Hope Ranch n/a SB \$743,914 \$690,000 Summ n/a</p>
<p> 105 Single Family Sold</p> <p>April 2018</p>		<p>April 2018 SALES</p> <p>Carpinteria 7 Goleta 10 Montecito 2 Hope Ranch n/a Santa Barbara 29 Summerland 0</p>	CONDOMINIUM	<p>Total Sales</p> <p>153</p> <p>Apr '18 v Apr '17 (+3%)</p>		
<p> 48 Condos Sold</p> <p>April 2018</p>	<p>Average Days on Market</p> <table border="1"> <tr> <td>SFR</td> <td>CONDO/PUD</td> </tr> <tr> <td>75</td> <td>57</td> </tr> </table>	SFR			CONDO/PUD	75
SFR	CONDO/PUD					
75	57					


Condominium
Apr '18 v. Apr '17

↑ 26%
2018 **48** Total Sales
2017 **38** Total Sales

↑ 6%
2018 **\$780,729** Avg Price
2017 **\$737,500** Avg Price

↑ 3%
2018 **\$621,000** Median
2017 **\$604,000** Median


Single Family
Apr '18 v. Apr '17

↓ -5%
2018 **105** Total Sales
2017 **110** Total Sales

↓ -6%
2018 **\$1,434,567** Avg Price
2017 **\$1,521,423** Avg Price

↓ -1%
2018 **\$1,185,000** Median
2017 **\$1,200,000** Median