



SOUTH SANTA BARBARA COUNTY



RESIDENTIAL STATISTICS









www.fidelitysb.com | www.chicagotitlesb.com

august

YTD 2018

SINGLE FAMILY	 1,765,310 Average Sales Price \$1,200,000 Median Sales Price	CONDOMINIUM	 \$789,621 Average Sales Price \$679,000 Median Sales Price	Total Sales 1219 (-1%) \$1,451,553 (+2.2%) Average \$985,000 (+1%) Median August '18 v. August '17
---------------	--	-------------	--	--

 827 Homes Sold YTD Aug 2018	SINGLE FAMILY	YTD 2018 SALES Carpinteria 40 Sales: \$1,204,788 Avg Price \$972,000. Median Goleta 210 Sales \$1,029,719 Avg Price \$909,500 Median. Montecito 91 Sales (-33%) \$4,443,330 Avg.Price \$2,875,000 Median Hope Ranch 30 Sales (+100) \$5,056,250 Avg.Price \$3,722,500 Median Santa Barbara 448 Sales \$1,390,602 Avg Price \$1,250,000 Median. Summerland 8 Sales \$2,057,313 Avg Price \$1,658,750 Median	CONDOMINIUM	YTD 2018 SALES Carpinteria: 51 Sales \$643,882 Avg. Price \$580,000 Median Goleta 137 Sales \$661,977 Avg. Price \$638,500 Median Montecito 16 Sales \$1,945,971. Avg.Price \$1,440,000 Median Hope Ranch n/a Santa Barbara 183 Sales \$818,962 Avg. Price \$700,000 Median Summerland 4 Sales \$762,750 Avg Price 780,000 Median
	CONDOMINIUM		 392 Condos Sold YTD Aug 2018	

 Condominium 2018 v 2017	 14% 2018 392 Total Sales 2017 345 Total Sales	 11% 2018 \$789,621 Avg 2017 \$712,853 Avg	 11% 2018 \$679,000 Median 2017 \$611,000 Median
 Single Family 2018 v 2017	 -6% 2018 827 Total Sales 2017 884 Total Sales	 4% 2018 \$1,765,310 Avg 2017 \$1,695,634 Avg	 -2% 2018 \$1,200,000 Median 2017 \$1,220,000 Median