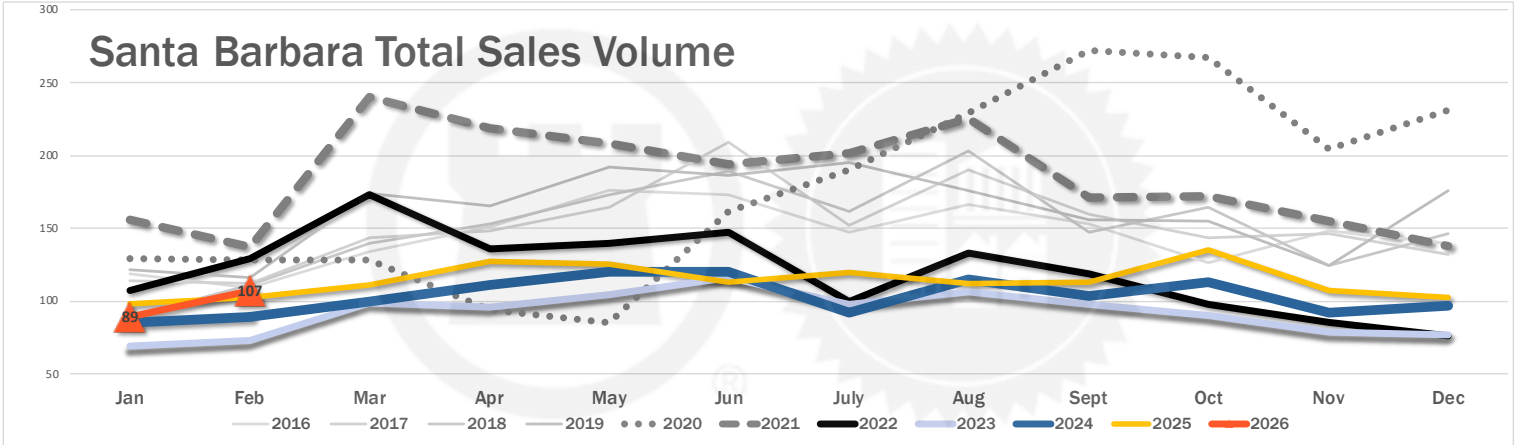


Fidelity National Title Group-Santa Barbara

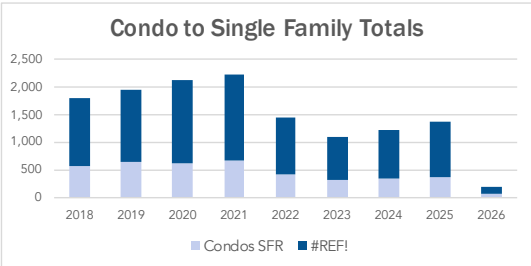
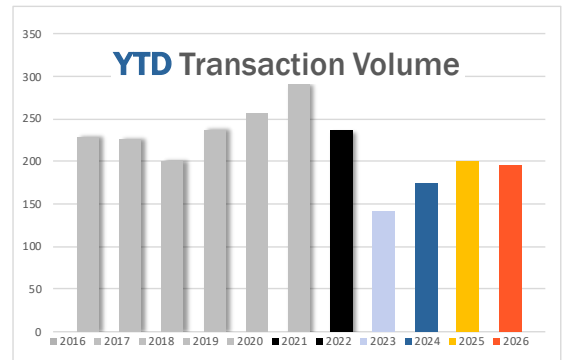
SOUTH SANTA BARBARA COUNTY 2026 YTD Real Estate Market Report

Year	Jan	Feb	Mar	Apr	May	Jun	July	Aug	Sept	Oct	Nov	Dec	Total
2016	119	109	134	151	176	173	147	166	153	126	148	140	1,742
2017	114	112	143	148	164	209	152	190	160	143	146	132	1,813
2018	89	111	140	153	173	189	161	203	147	164	124	146	1,800
2019	121	116	174	165	192	186	195	176	156	155	124	176	1,936
2020	129	128	128	94	85	161	190	229	272	267	204	231	2,118
2021	156	137	240	219	208	194	201	225	171	172	155	138	2,216
2022	107	129	173	136	140	147	100	133	119	98	85	76	1,443
2023	69	73	99	96	104	116	98	106	98	90	79	77	1,105
2024	85	89	100	111	120	120	92	115	103	113	92	97	1,237
2025	98	102	111	127	125	113	120	112	113	135	107	102	1,365
2026	89	107											196



YTD CONDO/SFR Sales Total				
Year	Condos	SFR	TOTAL	Condo %
2018	570	1,230	1,800	32%
2019	634	1,302	1,936	33%
2020	624	1,494	2,118	29%
2021	675	1,541	2,216	30%
2022	428	1,015	1,443	30%
2023	332	773	1,105	30%
2024	339	894	1,233	27%
2025	367	998	1,365	27%
2026	62	134	196	32%

MTD Trans Volume % Change		
Year	Volume	% Change
2016	228	
2017	226	-1%
2018	200	-12%
2019	237	19%
2020	257	8%
2021	293	14%
2022	236	-19%
2023	142	-40%
2024	174	23%
2025	200	15%
2026	196	-2%



TOTAL YTD Sales Dollar Volume		%CHG
2018	\$2,589,711,931	
2019	\$3,043,923,281	18%
2020	\$4,142,544,870	18%
2021	\$5,353,551,979	36%
2022	\$3,933,446,977	29%
2023	\$2,881,889,322	-27%
2024	\$487,187,758	-27%
Feb-25	\$635,439,058	
Feb-26	\$483,383,420	-24%

CASH Transactions			
	#	Total Trans	%
FEB	34	102	33%
MAR	46	111	41%
APR	45	127	35%
MAY	50	125	40%
JUN	45	113	40%
JUL	41	120	34%
AUG	40	112	36%
SEPT	42	113	37%
OCT	50	135	37%
NOV	42	108	39%
DEC	34	102	33%
2026 JAN	35	89	39%
FEB	47	107	44%

2025 Price Range (Millions)		Volume
0 - 1 Mill		195
1 M+ to 2 M		550
2 M+ to 4M		380
4M+ to 6M		106
6M+ to 10M		81
10 M +		53
TOTAL		1365

Price Range (Millions)			Volume	%CHG
0 - 1 Mill		32		-84%
1 M+ to 2 M		90		-84%
2 M+ to 4M		48		-87%
4M+ to 6M		14		-87%
6M+ to 10M		8		-90%
10 M +		4		-92%
TOTAL		196		

