



# SOUTH SANTA BARBARA COUNTY



## RESIDENTIAL STATISTICS





october




# YTD 2019

www.fidelitysb.com | www.chicagotitlesb.com

SINGLE FAMILY		CONDOMINIUM		Total Sales <b>1637</b> (↑7%) \$1,557,343(+7%) Average \$1,011,000 (+2.6%) Median October '19 v. October '18
	\$1,942,592 Average Sales Price  \$1,250,000 Median Sales Price		\$774,714 Average Sales Price  \$689,500 Median Sales Price	

 1097 Single Family Sold YTD Jan-Oct 2019	SINGLE FAMILY	CONDOMINIUM
	YTD 2019 SALES <b>Carpinteria 74 Sales:</b> \$2,574,264 Avg \$1,020,000. Median <b>Goleta 309 Sales</b> \$1,157,455 Avg \$985,000 Median. <b>Montecito 162 Sales</b> \$4,201,355 Avg. \$2,971,250 Median <b>Hope Ranch 31 Sales</b> \$4,793,613 Avg. \$3,200,000 Median <b>Santa Barbara 506 Sales</b> \$1,441,627 Avg \$1,242,500 Median. <b>Summerland 15 Sales</b> \$1,612,667 Avg. \$1,525,000 Median	YTD 2019 SALES <b>Carpinteria: 67 Sales</b> \$555,507 Avg. Price \$540,000 Median <b>Goleta 235 Sales</b> \$681,260 Avg. Price \$695,000 Median <b>Montecito 21 Sales</b> \$1,753,667. Price \$1,397,500 Median <b>Hope Ranch</b> n/a <b>Santa Barbara 214 Sales</b> \$848,224 Avg. Price \$746,000 Median <b>Summerland 3 Sales</b> \$894,667 Avg Price \$799,000 Median
 540 Condos Sold YTD Jan-Oct 2019		

 Condominium Jan-Oct '19 v Jan-Oct '18	 <b>9%</b> 2019 <b>540</b> Total Sales 2018 <b>494</b> Total Sales	 <b>-2.7%</b> 2019 <b>\$774,714 Average</b> 2018 <b>\$795,983 Average</b>	 <b>1%</b> 2019 <b>\$689,500 Median</b> 2018 <b>\$681,000 Median</b>
---	---	--	---

 Single Family Jan-Oct '19 v Jan-Oct '18	 <b>6%</b> 2019 <b>1097</b> Total Sales 2018 <b>1036</b> Total Sales	 <b>10%</b> 2019 <b>\$1,942,592 Average</b> 2018 <b>\$1,763,235 Average</b>	 <b>4%</b> 2019 <b>\$1,250,000 Median</b> 2018 <b>\$1,200,000 Median</b>
---	---	--	---