





SOUTH SANTA BARBARA COUNTY





RESIDENTIAL STATISTICS





July
YTD
2019

www.fidelitysb.com | www.chicagotitlesb.com

SINGLE FAMILY		\$1,923,884 Average Sales Price	CONDOMINIUM		\$791,637 Average Sales Price	Total Sales 1150 (↑%13) \$1,533,997 (↑%6) Average Price \$1,007,250 (↑%2) Median July '19 V July '18
	\$1,250,000 Median Sales Price	\$698,250 Median Sales Price				

 754 Single Family Sold Jan-July 2019	SINGLE FAMILY	YTD 2019 SALES Carpinteria 53 Sales: \$2,810,255 Avg \$1,066,500. Median Goleta 219 Sales \$1,163,672 Avg \$995,000 Median. Montecito 101 Sales \$4,081,965 Avg. \$2,835,000 Median Hope Ranch 24 Sales \$4,792,417 Avg. \$2,974,000 Median Santa Barbara 349 Sales \$1,452,061 Avg \$1,250,000 Median. Summerland 8 Sales \$1,594,375 Avg \$1,575,000 Median.	CONDOMINIUM	YTD 2019 SALES Carpinteria: 45 Sales \$550,489 Avg. Price \$545,000 Median Goleta 179 Sales \$684,595 Avg. Price \$691,500 Median Montecito 18 Sales \$1,835,806. AvgPrice 1,411,250 Median Hope Ranch n/a Santa Barbara 152 Sales \$863,357 Avg. Price \$762,500 Median Summerland 2 949,500 Avg Price 949,500 Median
	 396 Condos Sold Jan-July 2019			

 Condominium Jan.- July '19 v Jan July '18	 24% 2019 396 Total Sales 2018 320 Total Sales	 -2.5% 2019 \$791,637 Average 2018 \$812,307 Average	 2.7% 2019 \$698,250 Median 2018 \$680,000 Median
---	--	--	---

 SingleFamily Jan-July '19 v Jan-July '18	 8% 2019 754 Total Sales 2018 696 Total Sales	 11% 2019 \$1,923,884 Average 2018 \$1,736,514 Average	 4% 2019 \$1,250,000 Median 2018 \$1,200,000 Median
--	---	--	---