




SOUTH SANTA BARBARA COUNTY

RESIDENTIAL STATISTICS

FEB 2019

www.fidelitysb.com | www.chicagotitlesb.com

SINGLE FAMILY		CONDOMINIUM		SINGLE FAMILY	Sales Avg Median
	\$2,198,044 Average Sales Price		\$751,419 Average Sales Price		Carp \$4,201,700 \$1,400,000. Gol \$1,206,438 \$1,060,500 Mont \$4,833,056 \$4,400,000 HR \$4,555,500 \$4,555,500 SB \$1,445,797 \$1,126,000 Summ \$1,900,000 \$1,900,000
	\$1,300,000 Median Sales Price		\$600,000 Median Sales Price		Sale Price Avg. Median
					Carp \$491,500 \$545,000 Gol \$580,333 \$559,000 Mont 1,568,000 1,568,000 Hope Ranch n/a SB \$1,038,208 \$895,000 Summ \$799,000 \$799,000


79
Single Family Sold
February 2018

SINGLE
February 2019 SALES
Carpinteria 10
Goleta 24
Montecito 9
Hope Ranch 2
Santa Barbara 32
Summerland 2

CONDOMINIUM
February 2019 SALES
Carpinteria 6
Goleta 18
Montecito 1
Hope Ranch 0
Santa Barbara 12
Summerland 1

Total Sales
116
Feb '19 v Feb '18 (+4.5%)


37
Condos Sold
February 2018

CONDOMINIUM
February 2019 SALES
Carpinteria 6
Goleta 18
Montecito 1
Hope Ranch 0
Santa Barbara 12
Summerland 1

Average Days on Market

SFR	CONDO/PUD
66	63


Inventory
4.19 month supply


Condominium
FEB '19 v. FEB '18

↑ 32%
2019 **37** Total Sales
2018 **28** Total Sales

↑ .2%
2019 **\$751,419** Average
2018 **\$749,554** Average

↓ -8%
2019 **\$600,000** Median
2018 **\$653,750** Median


Single Family
FEB '19 v. FEB '18

↓ -5%
2019 **79** Total Sales
2018 **83** Total Sales

↑ 17%
2019 **\$2,198,044** Average
2018 **\$1,878,627** Average

↑ 1.6%
2019 **\$1,300,000** Median
2018 **\$1,280,000** Median