



SOUTH SANTA BARBARA COUNTY


RESIDENTIAL STATISTICS









september

YTD 2018

www.fidelitysb.com | www.chicagotitlesb.com

SINGLE FAMILY	 1,764,950 Average Sales Price \$1,200,000 Median Sales Price	CONDOMINIUM	 \$793,804 Average Sales Price \$680,000 Median Sales Price	Total Sales 1366 (-2%) \$1,442,894 (+2.2%) Average \$980,000 (+.1%) Median Sept. '18 v. Sept. '17
---------------	--	-------------	--	---

 913 Homes Sold YTD Sept 2018	SINGLE FAMILY YTD 2018 SALES Carpinteria 47 Sales: \$1,273,894 Avg Price \$1,067,000. Median Goleta 239 Sales \$1,020,738 Avg Price \$905,000 Median. Montecito 100 Sales (-33%) \$4,490,580 Avg.Price \$2,862,500 Median Hope Ranch 33 Sales (+100) \$4,915,833 Avg.Price \$3,645,000 Median Santa Barbara 486 Sales \$1,398,829 Avg Price \$1,252,500 Median. Summerland 8 Sales \$2,057,313 Avg Price \$1,658,750 Median	CONDOMINIUM YTD 2018 SALES Carpinteria: 64 Sales \$679,742 Avg. Price \$570,250 Median Goleta 163 Sales \$671,465 Avg. Price \$675,000 Median Montecito 18 Sales \$1,879,528. Avg.Price \$1,437,500 Median Hope Ranch n/a Santa Barbara 203 Sales \$828,244 Avg. Price \$718,000 Median Summerland 45Sales \$935,200 Avg Price \$786,000 Median

 Condominium Jan-Sept '18 v Jan to Sept 17	 17% 2018 453 Total Sales 2017 386 Total Sales	 10% 2018 \$793,804 Avg 2017 \$720,565 Avg	 9.7% 2018 \$680,000 Median 2017 \$620,000 Median
 SingleFamily Jan-Sept '18 v Jan to Sept '17	 -9% 2018 913 Total Sales 2017 1003 Total Sales	 5% 2018 \$1,764,950 Avg 2017 \$1,678,266 Avg	 -.6% 2018 \$1,200,000 Median 2017 \$1,207,000 Median