







www.fidelitysb.com | www.chicagotitlesb.com

SINGLE FAMILY		CONDOMINIUM		Total Sales 1801 (-.5%) Average Price \$1,438,086(+.5%) Median Price \$985,000 (-.1%) DEC '18 v. DEC '17
	\$1,742,749 Average Sales Price \$1,200,000 Median Sales Price		\$782,685 Average Sales Price \$680,000 Median Sales Price	

 1230 Homes Sold	SINGLE FAMILY	CONDOMINIUM
 570 Condos Sold	YTD 2018 SALES Carpinteria 72 Sales: \$1,458,212 Avg \$1,068,000. Median Goleta 339 Sales \$1,049,032 Avg \$923,000 Median. Montecito 142 Sales \$4,131,070 Avg. \$2,819,000 Median Hope Ranch 38 Sales \$4,910,737 Avg. \$3,722,500 Median Santa Barbara 627 Sales \$1,412,686 Avg \$1,227,000 Median. Summerland 11 Sales \$1,805,773 Avg. \$1,475,000 Median	YTD 2018 SALES Carpinteria: 77 Sales \$692,552 Avg. \$580,000 Median Goleta 222 Sales \$671,294 Avg. \$676,250 Median Montecito 22 Sales \$1,790,068. \$1,367,250 Median Hope Ranch n/a Santa Barbara 242 Sales \$814,479 Avg. \$715,500 Median Summerland 7 Sales \$1,041,571 Avg \$786,000 Median

 Condominium 2018 v 2017	↑ 14% 2018 570 Total Sales 2017 502 Total Sales	↑ 4% 2018 \$782,685 Avg 2017 \$753,971 Avg	↑ 7% 2018 \$680,000 Median 2017 \$635,000 Median
 Single Family 2018 v 2017	↓ -7% 2018 1230 Total Sales 2017 1309 Total Sales	↑ 3% 2018 \$1,742,749 Avg 2017 \$1,691,084 Avg	↓ -2% 2018 \$1,200,000 Median 2017 \$1,225,000 Median