





www.fidelitysb.com | www.chicagotitlesb.com

SINGLE FAMILY	 \$1,691,084 Average Sales Price \$1,225,000 Median Sales Price	CONDOMINIUM	 \$753,971 Average Sales Price \$635,000 Median Sales Price	Total Sales 1811 (+4%) Average Price \$1,431,321(+4%) Median Price \$986,000 (+6%) DEC '17 v. DEC '16
----------------------	--	--------------------	--	---

 1309 Homes Sold	SINGLE FAMILY	CONDOMINIUM
 502 Condos Sold	YTD 2017 SALES Carpinteria 81 Sales: \$1,863,832 Avg \$1,027,500. Median Goleta 297 Sales \$1,046,692 Avg \$875,000 Median. Montecito 192 Sales \$3,376,198 Avg. \$2,858,000 Median Hope Ranch 28 Sales \$4,007,375 Avg. \$2,832,500 Median Santa Barbara 682 Sales \$1,377,815 Avg \$1,206,750 Median. Summerland 12 Sales \$1,666,625 Avg. \$1,462,500 Median	YTD 2017 SALES Carpinteria: 81 Sales \$665,643 Avg. Price \$555,000 Median Goleta 144 Sales \$586,897 Avg. Price \$567,550 Median Montecito 31 Sales \$1,595,290. Price \$1,300,000 Median Hope Ranch n/a Santa Barbara 243 Sales \$774,623 Avg. Price \$685,000 Median Summerland 3 Sales \$792,000 Avg Price \$779,000 Median

 Condominium 2017 v 2016	 11% 2017 502 Total Sales 2016 454 Total Sales	 1% 2017 \$753,971 Avg Price 2016 \$743,607 Avg Price	 7% 2017 \$635,000 Median 2016 \$592,000 Median
--	--	---	---

 Single Family 2017 v 2016	 2% 2017 1309 Total Sales 2016 1286 Total Sales	 6% 2017 \$1,691,084 Avg Price 2016 \$1,599,049 Avg. Price	 14% 2017 \$1,225,000 Median 2016 \$1,071,500 Median
--	---	--	--